



**FIDLOCK®**

Catalogue  
2020



## **FIDLOCK - the new generation of fasteners**

FIDLOCK was founded with a specific goal: revolutionizing even long-established concepts by developing easy-to-use and trend-setting magnetic-mechanical fasteners in an appealing design. Our innovative fasteners are based on the unique FIDLOCK concept and offer new dimensions of functionality, safety and fun. Users are convinced straight away by the great ease of use, ergonomic features, as well as the classy and robust processing of the components. In daily routines, FIDLOCK fasteners offer qualities which have never been achieved before: They close automatically and are suitable for easy, one-handed operation – even with gloves. This advantage is particularly appreciated during sporting activities, offering a spare hand to ensure the user's safety. The FIDLOCK concept combines great reliability with the simplest and pleasant method of opening and closing a fastener: a maximum level of comfort, convenience, security, function and fun.

FIDLOCK's current repertoire offers product developers and designers a large range of innovative, magnetic fasteners in eleven product families. Appropriate solutions for a wide range of application areas and individual design concepts are available. Considering the large selection of styles and materials, as well as individualization opportunities, product designers do not have to make any compromises when using FIDLOCK fasteners. They are not only based on a multiple award-winning and unique concept but also complement and refine our customer's products with convincing quality features. As a result, innovative product lines with additional value emerge. No matter whether FIDLOCK fasteners are applied on top-quality pieces of furniture, bags, backpacks, helmets or other sport and lifestyle branded articles – users are thrilled by the design and the secure hold of the fastening concepts with single-handed operation.

## **Award-winning technology - the FIDLOCK concept**

Our product portfolio is based on a one-of-a-kind, patented, magnetic-mechanical fastener technology: the FIDLOCK concept. It combines neodymium magnets with a snap mechanism. One important feature of our FIDLOCK fasteners is that the opening procedure differs from the closing procedure. When closing, the magnets are moved towards each other, due to the attractive force, and are automatically securely locked when they connect, thanks to the mechanical snap functionality. Depending on the product group or concept, FIDLOCK fasteners are easily opened by sliding laterally, tilting or rotating.

Thanks to the FIDLOCK concept, our innovative methods combine the advantages of a magnetic and a snap fastener in a way that has never been achieved before: strong magnets make them easy to close and secure and the mechanical engagement ensures a continuously high locking force.

The buckles and fasteners listed here are not suitable for safety related applications unless explicitly indicated in the field "note". If you are unsure whether the buckle you have chosen is suitable for your application, please do not hesitate to contact us either by e-mail: [info@fidlock.com](mailto:info@fidlock.com) or by phone: +4951196159310.

User information: Please note it is possible for dirt (e.g. metal splinters) to get stuck to the buckles and thus hinder it from closing correctly. Please advise your customers that the buckle should be free from dirt in order to guarantee perfect functionality.

**MINI TURN**

P'5000

## A handle that gets to grips - ergonomics and one-hand operation for safety and convenience

The MINI TURN product family is an enhanced development of the BIG TURN rotary fasteners – our first product following the FIDLOCK concept. In addition to the very compact and light design, the MINI TURN combines other convincing traits: Half a turn of the handle opens the fastener in no time and it closes automatically, enabling a one-handed use. The great variety of handles and materials offer product designers great flexibility in their composition. Depending on the intended use of the fastener on the product, the MINI TURN is ideal for shoulder bags, satchels,

handbags and many other applications. Furthermore, the fastener covers are available in different colours and can feature individual branding. Possibilities are optional dyeing of the plastic and a logo sticker or anodisation and laser engraving of the aluminium. Even individual handles can be developed upon request. The MINI TURN products impress not only with their ease-of-use and convenience but also with their processing, making the assembly quick and easy.

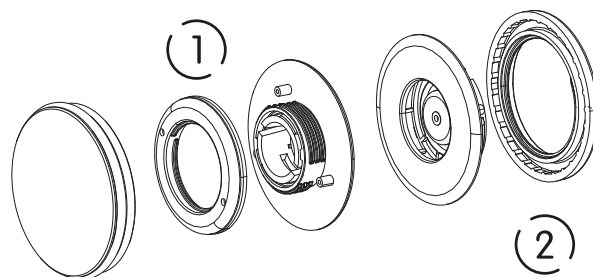
### Technical Data

Height, upper part	17,6 mm	Height lower part	14,4 mm
Hole circle, upper part	27,0 mm	Hole circle lower part	36,0 mm
Min. mat. thickness upper part	1,0 mm	Max. mat. thickness upper part	2,6 mm
Min. mat. thickness lower part	1,0 mm	Max. mat. thickness lower part	2,6 mm
Fitting, threaded ring	Face Spanner		

The MINI TURN thread top sleeve is also available for thicker materials (2,5 - 5 mm).

### MINI TURN thread - processing with screw collar

The simple processing makes the MINI TURN an ideal solution for a wide variety of application areas. The fastener is fitted using stable thread collars for the upper part (male) and the lower part (female). Even with simple tools, the execution can be performed reliably.



Convenient tools for the assembly of our MINI TURN products are available. You can find them in our FIDLOCK TOOLS catalogue:

To the  
TOOLS  
catalogue

### Patents:

The MINI TURN is a special rotary fastener which uniquely combines function and fun. This is a great child-friendly option e.g. on school bags but some handles are also ideal for other sophisticated products which need ease of use combined with elegant design. Therefore, products of the MINI TURN family are protected by at least one of the following patents:

CN101874666, CN100563494, EP1737310 (DE, FR, GB), JP5086803, KR101165595, US8009002, AU2007272165, CA2681141, CN101646362, EP2040572 (AT, DE, FR, GB, IT, NL), HK1140388, IN309795, JP5060554, KR101130654, RU2415623, US8430434, EP2436280 (AT, CH, DE, ES, FR, GB, IT, NL, PL, TR), CN101925313, EP2252176 (AT, DE, FR, GB), US8353544, VN10019341

You can find detailed and updated information on [fidlock.com](http://fidlock.com).

### MINI TURN set handle A 50

Article Number: 02010-000012(BLK)



Ergonomic and very handy – the shape of the handle A makes operating the fastener particularly intuitive. Upon request, the handle is available in black (nylon) and almost every desired translucent or solid colour (polycarbonate, PC). The central carrier offers space for individual logo stickers.

#### Technical Data

Diameter	50,0 mm	Total Height	26,0 mm
----------	---------	--------------	---------

**Note:** Not suitable for safety-related applications.

#### Material / Colour

Material	PA66-GF	Weight	37,00 g
----------	---------	--------	---------

Colour	black	Static Breaking Load	4,00 kg
--------	-------	----------------------	---------

Logo Sticker Diameter	30,5 mm	Opening	turn
-----------------------	---------	---------	------

Assembly Male: [TOOL 1](#) or [TOOL 3](#) or [TOOL 22](#)  
Female: [TOOL 2](#) or [TOOL 3](#)

### MINI TURN set handle B 50

Article Number: 02020-000012(BLK)



The handle B presents convincing features with its sleek, round shape and black polycarbonate surface (PC). A rubber ring encircles the edge, providing a perfect grip and comfortable operation of the fastener. The central carrier offers space for individual logo stickers.

#### Technical Data

Diameter	50,0 mm	Total Height	23,0 mm
----------	---------	--------------	---------

**Note:** The handle B variant of MINI TURN features a single-use catch mechanism and cannot be removed once it has been successfully fitted! Not suitable for safety-related applications.

#### Material / Colour

Material	PA66-GF, PC(polycarbonate)	Weight	38,00 g
----------	----------------------------	--------	---------

Colour	black	Static Breaking Load	44,00 kg
--------	-------	----------------------	----------

Logo Sticker Diameter	30,5 mm	Opening	turn
-----------------------	---------	---------	------

Assembly Male: [TOOL 1](#) or [TOOL 3](#) or [TOOL 22](#).  
Female: [TOOL 2](#) or [TOOL 3](#)

### MINI TURN set handle C alu 40

Article Number: 02045-000012(ALU)



The handle C alu 40 is the smaller version of the handle C alu 50. With a diameter of 40mm, it is the discreet alternative to other aluminium fasteners. The individualization options correspond to those of the set handle C alu 50.

#### Technical Data

Diameter	40,0 mm	Total Height	23,0 mm
----------	---------	--------------	---------

**Note:** Not suitable for safety-related applications.

#### Material / Colour

Material	silver anodised aluminium PA66-GF	Weight	40,00 g
----------	--------------------------------------	--------	---------

Colour	aluminium	Static Breaking Load	44,00 kg
--------	-----------	----------------------	----------

Handle	with an integrated rubber ring on the edge	Opening	turn
--------	--	---------	------

Assembly Male: [TOOL 1](#) or [TOOL 3](#) or [TOOL 22](#).  
Female: [TOOL 2](#) or [TOOL 3](#)

## MINI TURN set handle C alu 50

Article Number: 02040 -000012 (ALU)



The MINI TURN set handle C features a high-quality aluminium surface which can be anodised with colour upon request. It also offers the ideal space for laser-engraved branding, transforming the fastener into a real eye-catcher. The integrated rubber ring ensures proper grip when turning the handle.

### Technical Data

Diameter	50,0 mm	Total Height	23,0 mm
----------	---------	--------------	---------

**Note:** Not suitable for safety-related applications.

### Material / Colour

Material	silver anodised aluminium PA66-GF
----------	--------------------------------------

### Other Features

Weight	46,00 g		
Colour	aluminium	Static Breaking Load	44,00 kg
Handle	with an integrated rubber ring on the edge	Opening	turn

Assembly Male: **TOOL 1** or **TOOL 3** or **TOOL 22**.  
Female: **TOOL 2** or **TOOL 3**

## MINI TURN set handle D 50

Article Number: 02030-000012 (BLK)



A handle that gets to grips: The handle D's overall height and recessed grip enable a firm grip in all situations and therefore guarantees safe one-handed operation. The central carrier offers space for individual logo stickers.

### Technical Data

Diameter	50,0 mm	Total Height	30,0 mm
----------	---------	--------------	---------

**Note:** The handle D features a single-use catch mechanism and cannot be removed once it has been successfully fitted! Not suitable for safety-related applications.

### Material / Colour

Material/Colour lower part	PA66-GF
----------------------------	---------

### Other Features

Weight	43,00 g		
Colour	black	Static Breaking Load	44,00 kg
Logo Sticker Diameter	36,5 mm	Opening	turn

Assembly Male: **TOOL 1** or **TOOL 3** or **TOOL 22**.  
Female: **TOOL 2** or **TOOL 3**

## MINI TURN set handle F alu 40

Article Number: 02055-000022 (ALU)



The handle F alu 40 is the smaller version of the handle F alu 50 with a knurled edge. The diameter of only 40 mm makes it a discreet alternative to other aluminium fasteners. The individualization options correspond to those of the set handle F alu 50.

### Technical Data

Diameter	40,0 mm	Total Height	23,0 mm
----------	---------	--------------	---------

**Note:** Not suitable for safety-related applications.

### Material / Colour

Material	silver anodised alu PA66-GF
----------	--------------------------------

### Other Features

Weight	40,00 g		
Colour	aluminium	Static Breaking Load	44,00 kg
Handle	with knurled edge	Opening	turn

Assembly Male: **TOOL 1** or **TOOL 3** or **TOOL 22**.  
Female: **TOOL 2** or **TOOL 3**

**MINI TURN set handle F alu 50**

Article Number: 02050-000022 (ALU)



This high-class, turned aluminium fastener impresses with its special haptics. The edge of the handle is knurled, which achieves a unique grip on the handle. The surface offers the ideal space for individual branding or lettering by laser engraving. Coloured anodisation is available upon request.

**Technical Data**

Diameter	50,0 mm	Total Height	23,0 mm
----------	---------	--------------	---------

**Note:** Not suitable for safety-related applications.

**Material / Colour**

Material	silver anodised alu PA66-GF
----------	--------------------------------

**Other Features**

Weight	45,00 g
--------	---------

Colour	aluminium	Static Breaking Load	44,00 kg
--------	-----------	----------------------	----------

Handle	with knurled edge	Opening	turn
--------	-------------------	---------	------

Assembly	Male: <b>TOOL 1</b> or <b>TOOL 3</b> or <b>TOOL 22</b> . Female: <b>TOOL 2</b> or <b>TOOL 3</b>
----------	--

Y-3



# SLIDER



## The buckle revolution for increased safety, functionality and ease of use

FIDLOCK's true alternative to the traditional buckle - the SLIDER product family: Its convincing „easy-entry“ system is based on the tried-and-tested FIDLOCK concept (see page 2). Sliding laterally will open the fastener quickly and it closes automatically. Therefore, the SLIDER combines all the advantages of a magnetic and a snap fastener, ensuring an easy and comfortable one-handed operation.

Options are available for 25 mm and 40 mm wide straps. Manufactured from fibre-glass reinforced nylon (PA), it is particularly stable. A variation of almost any colour offers product designers great flexibility. The optional "shield" logo plate is made of stainless steel or nylon and provides a unique space for individual logo design on the buckle.

### Patents:

With the SLIDER product family, we revolutionized the conventional buckle, achieving easy one-handed use: Simply slide to open and bring the parts together which will connect automatically. Therefore, the products of the SLIDER family are protected by at least one of the following patents:

AU2007272165, CA2681141, CN101646362, EP2040572 (AT, DE, FR, GB, IT, NL), HK1140388, IN309795, JP5060554, KR101130654, RU2415623, US8430434, EP2436280 (AT, CH, DE, ES, FR, GB, IT, NL, PL, TR), CN102098937, EP2306860 (DE, FR, GB), US8464403, CN101951801, EP2254435 (AT, DE, FR, GB, IT), US8359716

You can find detailed and updated information on [fidlock.com](http://fidlock.com).

**SLIDER 25**

Article Number: 04010-000032(BLK)



The SLIDER 25 is designed for 25 mm wide straps and characterised by its particularly high stability, thanks to the fibre-glass reinforced nylon (PA). Versatile applications are possible, depending on the implementation of the fastener on the product – e.g. rucksacks, bags or satchels.

**Technical Data**

strap width	25,0 mm	Engraving	not possible
-------------	---------	-----------	--------------

**Note:** Not suitable for safety-related applications.

**Material / Colour**

Material	PA66-GF
----------	---------

Colour	black
--------	-------

**Other Features**

Weight	20,7 g
--------	--------

Static Breaking Load	25,00 kg
----------------------	----------

Opening	lateral slide
---------	---------------

**SLIDER 25 STST shield**

Article Number: 04050-000002(BLK)



The SLIDER 25 stainless steel shield boasts not only with excellent function but also elegance. Additionally, the SLIDER 25 stainless steel shield can be individualized with a logo.

**Technical Data**

For strap width	25,0 mm	Engraving	possible
-----------------	---------	-----------	----------

**Note:** Not suitable for safety-related applications.

**Material / Colour**

Material	PA66-GF stainless steel
----------	----------------------------

Colour	black
--------	-------

**Other Features**

Weight	25,11 g
--------	---------

Static Breaking Load	25,00 kg
----------------------	----------

Opening	lateral slide
---------	---------------

**SLIDER 25 plastic shield**

Article Number: 04060-000012(BLK)



Uniquely, the SLIDER 25 plastic shield can be customized to feature raised logos, using special tools. Customization is also possible through printing or colour of the entire shield.

**Technical Data**

strap width	25,0 mm	Engraving	possible
-------------	---------	-----------	----------

**Note:** Not suitable for safety-related applications.

**Material / Colour**

Material SLIDER	PA66-GF
-----------------	---------

Colour	black
--------	-------

**Other Features**

Weight	21,64 g
--------	---------

Static Breaking Load	25,00 kg
----------------------	----------

Opening	lateral slide
---------	---------------

## SLIDER 40

Article Number: 04100-000002 (BLK)



### Technical Data

For strap width 40,0 mm

**Note:** Not suitable for safety-related applications.

### Material / Colour

Material PA66-GF

Colour black

### Other Features

Weight 27,5 g

Static Breaking Load 30,00 kg

Opening lateral slide

The SLIDER 40 was developed for straps with a width of 40 mm. Customizing the buckle is possible by printing on the logo cover.

***SNAP***

**basia**  
technical

## Closing, joining and fixing - the universal fastener with versatile fields of application

The SNAP fasteners are not only the most compact, but also the most versatile solutions in the FIDLOCK portfolio. Of course, also the SNAP product family is based on the tested-and-tried FIDLOCK concept (see page 2), which combines the convenience of a magnetic fastener with a stable mechanical snap. As all our fastening systems, the SNAP models boast an automatic closing mechanism. They are opened by sliding laterally, thus enabling a simple one-handed operation. Thanks to the compact design, the different variations and the mechanical locking force, this universal fastener suits a wide range of applications. Some examples would be to close and join bags and items of clothing.

Depending on the implementation of the fastener on the product, SNAPs are also ideally suited for fixing accessories or larger objects – such as an optional exterior bag or key attachment on a rucksack, car foot mats or even an easily removable bicycle basket. Product developers receive the right models and types of fitting for different materials and their thicknesses. Further possibilities are generated by product variations with high-grade metal covers in different materials and refined surfaces (brass, aluminium – e.g. polished, brushed, anodised, chrome-plated or gold-plated). The possibilities for individual and attractive designs allow the use of FIDLOCK SNAP fasteners on exclusive products.

### SNAP: sizes and range of application

The SNAP male and female parts are available in three different sizes – S, M, L. This does not only affect the compatibility of the components but also determines possible areas of application:


**SNAP S:** The smallest size of the SNAP components is primarily suitable for textile applications or low loads, e.g. as a fastener on small bags or collars. These fasteners are very compact and inconspicuous and therefore not suitable for luggage-linking.

**SNAP M:** The medium size of the SNAP components is ideally suited for every-day application areas, e.g. as a fastener on urban- or lifestyle bags. Additionally, M fasteners can be applied to textiles as slightly larger alternatives to the SNAP S components.

**SNAP L:** The largest size of the SNAP components is also the strongest and ideally suited for application areas which require hard-wearing fasteners with uniquely easy operation, for example as a connector of two bags, to attach a saddlebag or as a fastener on a school bag.

### male/female - flexible fastener solutions

The SNAP product family consists of a broad range of two-part connection pieces - the male (1) upper parts and the female (2) lower parts - which can be combined with each other in almost any configuration. Product designers are provided with adequate versions and fitting types for different materials and their thicknesses.



Convenient tools for the assembly of our SNAP products are available. You can find them in our FIDLOCK TOOLS catalogue:



### Patents:

The SNAP products are an innovative fastening and mounting system and allow for new possibilities in diverse application areas, e.g. the connecting of pouches and bags. Therefore, the versatile products of the SNAP family are protected by at least one of the following patents:

US8794682, AU2007272165, CA2681141, CN101646362, EP2040572 (AT, DE, FR, GB, IT, NL), HK1140388, IN309795, JP5060554, KR101130654, RU2415623, US8430434, EP2436280 (AT, CH, DE, ES, FR, GB, IT, NL, PL, TR), CN101925313, EP2252176 (AT, DE, FR, GB), US8353544, VN10019341

You can find detailed and updated information on [fidlock.com](http://fidlock.com).

Please note that the load capacity and the suitability of the SNAP fasteners are dependent on the size of the components and custom application on the product.

## SNAP male S screw low

Article Number: F5010 -000002 (BLK)



The SNAP male S screw low is the ideal upper fastener part (male) for materials with a thickness of 0,5 to 1,5 mm. The screw cap allows simple fitting. It is compatible with all SNAP female S parts.

### Technical Data

For material thickness	0,5 - 1,5 mm	Hole circle diameter	8,0 mm
Diameter	18,5 mm		

**Note:** Not suitable for safety-related applications.

### Material / Colour

Material	PA66-GF	Weight	2,31 g
Colour	black	Static Breaking Load	2,00 kg

### Other Features

Fitting threaded swivel, face spanner

Assembly front: **TOOL 4**  
back: **TOOL 3** or **TOOL 5** or **TOOL 23**

## SNAP male S screw mid

Article Number: F5715-000002 (BLK)



For materials with a thickness of 1,4 to 2,9 mm, the SNAP male S screw mid is the perfect middle ground between the screw high and screw low. It is compatible with all SNAP female S lower parts.

### Technical Data

For material thickness	1,4 - 2,9 mm	Hole circle diameter	8,0 mm
Diameter	18,5 mm		

**Note:** Not suitable for safety-related applications.

### Material / Colour

Material	PA66-GF	Weight	2,36 g
Colour	black	Static Breaking Load	2,00 kg

### Other Features

Fitting threaded swivel, face spanner

Assembly front: **TOOL 4**  
back: **TOOL 3** or **TOOL 5** or **TOOL 23**

## SNAP male S screw high

Article Number: F5020-000002 (BLK)



The SNAP male S screw high is designed for thicker materials of 2,8 to 4,0 mm. The featured screw cap has a longer threaded stem as the screw low or screw mid. It is compatible with all SNAP female S parts.

### Technical Data

For material thickness	2,8 - 4 mm	Hole circle diameter	8,0 mm
Diameter	18,5 mm		

**Note:** Not suitable for safety-related applications.

### Material / Colour

Material	PA66-GF	Weight	2,38 g
Colour	black	Static Breaking Load	2,00 kg

### Other Features

Fitting threaded swivel, face spanner

Assembly front: **TOOL 4**  
back: **TOOL 3** or **TOOL 5** or **TOOL 23**

Please note that the load capacity and the suitability of the SNAP fasteners are dependent on the size of the components and custom application on the product.

## SNAP male S screw brass (alu) low

S M L



This variation of the SNAP male S is characterised by its elegant brass cover. It can be used for material thicknesses ranging from 0,5 to 1,5 mm. The fastener is compatible with all SNAP female S components.

Article Number: 05033-002002(ALM)

### Technical Data

For material thickness	0,5 - 1,5 mm	Hole circle diameter	8,0 mm
Diameter	18,5 mm		

**Note:** Not suitable for safety-related applications.

### Material / Colour

Material	aluminium, PA66-GF	Weight	3,4 g
Colour	brass	Static Breaking Load	2,00 kg

### Other Features

Fitting: threaded swivel, face spanner

Assembly: front: **TOOL 4**  
back: **TOOL 3** or **TOOL 5** or **TOOL 23**

## SNAP male S screw brass (alu) high

S M L



The SNAP male S screw (alu) high is designed for thicker materials of 2,8 to 4,0 mm. Also characterised by its elegant brass cover, it differs from the SNAP male S screw (alu) low in the length of the threaded shaft on the screw cap. The fastener is compatible with all SNAP female S components.

Article Number: 05034-002002(ALM)

### Technical Data

For material thickness	2,8 - 4,0 mm	Hole circle diameter	8,0 mm
Diameter	18,5 mm		

**Note:** Not suitable for safety-related applications.

### Material / Colour

Material	aluminium, PA66-GF	Weight	3,5 g
Colour	brass	Static Breaking Load	2,00 kg

### Other Features

Fitting: threaded swivel, face spanner

Assembly: front: **TOOL 4**  
back: **TOOL 3** or **TOOL 5** or **TOOL 23**

## SNAP male S screw low alu

S M L



The SNAP male S screw low alu features a refined anodized aluminium cap and can be used for materials ranging between a thickness of 0,5 and 1,5 mm. The fastener is compatible with all SNAP female S components.

Article Number: 05043-000002(ALM)

### Technical Data

For material thickness	0,5 - 1,5 mm	Hole circle diameter	8,0 mm
Diameter	18,5 mm		

**Note:** Not suitable for safety-related applications.

### Material / Colour

Material	aluminium (anodized) PA66-GF	Weight	3,31g
----------	---------------------------------	--------	-------

### Other Features

Colour: aluminium Static Breaking Load: 2,00 kg

Fitting: threaded swivel, face spanner

Assembly: front: **TOOL 4**  
back: **TOOL 3** or **TOOL 5** or **TOOL 23**

Please note that the load capacity and the suitability of the SNAP fasteners are dependent on the size of the components and custom application on the product.

## SNAP male S screw high alu

Article Number: 05044 -000002(ALM)

S M L



The SNAP male S screw high alu is distinguished from the screw low alu by its longer threaded shaft, allowing compatibility with material thicknesses of 2,8 to 4,0 mm. It is compatible with all SNAP female S parts.

### Technical Data

For material thickness	2,8 - 4,0 mm	Hole circle diameter	8,0 mm
Diameter	18,5 mm		

**Note:** Not suitable for safety-related applications.

### Material / Colour

Material aluminium (anodized), PA66-GF

### Other Features

Weight 3,5 g

Colour aluminium

Static Breaking Load 2,00 kg

Fitting threaded swivel, face spanner

Assembly front: **TOOL 4**  
back: **TOOL 3** or **TOOL 5** or **TOOL 23**

## SNAP male S sewable

Article Number: 05451-000002(BLK)

S M L



The SNAP male S sewable offers a thin nylon sewing strip, making it the ideal choice to be sewn directly onto or into the materials. It is compatible with all SNAP female S counterparts.

### Technical Data

Hole circle diameter	17,0 mm	Diameter	27,2 mm
Height	8,0 mm		

**Note:** Not suitable for safety-related applications.

### Material / Colour

Material PA66-GF

### Other Features

Weight 2,0 g

Colour black

Static Breaking Load 2,00 kg

Fitting glueing, sewing

## SNAP male S sewable adjuster

Article Number: 05455-000002(BLK)

S M L



The SNAP male S sewable adjuster combines the benefits of a nylon sewing strip with vernier adjustment. Depending on the implementation of the fastener on the product, this component is practically predestined to be used on jacket collars, e.g. motorbike jackets. It is compatible with the SNAP female S components.

### Technical Data

Dimensions (WxLxH) 26,5 x 66,0 x 8,2 mm

**Note:** Not suitable for safety-related applications.

### Material / Colour

Material PA66-GF  
Guide rail: PA6

### Other Features

Weight 3,80 g

Colour black

Static Breaking Load n/a

Fitting glueing, sewing



Please note that the load capacity and the suitability of the SNAP fasteners are dependent on the size of the components and custom application on the product.

## SNAP male S 6 spring

Article Number: 05060-000002 (BLK)

S M L



This upper part (male) of the SNAP series features a 6,0 mm long, cylindrical stem onto which an axle clamp ring is pressed (press required). Suitable for concealed fitting, it is compatible with all SNAP female S products.

### Technical Data

Hole circle diameter	8,0 mm	Height	6,0 mm
----------------------	--------	--------	--------

**Note:** The SNAP male S 6 spring is suitable for a material thickness of 0 to 3 mm for concealed fitting. Not suitable for safety-related applications.

### Material / Colour

Material	PA66-GF	Weight	2,47 g
----------	---------	--------	--------

Material axle clamp ring	galvanised steel	Static Breaking Load	2,00 kg
--------------------------	------------------	----------------------	---------

Colour	black
--------	-------

### Other Features

## SNAP male S 6 springcap

Article Number: 05061-000002 (BLK)

S M L



This variant differs from the SNAP male S 6 spring through the elegant axle clamp cover for visible closure (press required). It features a 6 mm cylindrical stem and is compatible with all SNAP female S counterparts.

### Technical Data

Hole circle diameter	8,0 mm	Height	6,0 mm
----------------------	--------	--------	--------

**Note:** The SNAP male S 6 springcap is suitable for a material thickness of 0 to 3 mm and offers a high-quality, visible closure. Not suitable for safety-related applications.

### Material / Colour

Material	PA66-GF	Weight	3,67 g
----------	---------	--------	--------

Material axle clamp ring	nickel-plated steel	Static Breaking Load	2,00 kg
--------------------------	---------------------	----------------------	---------

Colour	black
--------	-------

### Other Features

## SNAP male S 10 spring

Article Number: 05062-000002 (BLK)

S M L



The SNAP male S 10 spring features a 10 mm long, cylindrical stem onto which an axle clamp ring is pressed (press required), allowing concealed fitting. This upper part (male) is compatible with all SNAP female S lower parts.

### Technical Data

Hole circle diameter	8,0 mm	Height	10,0 mm
----------------------	--------	--------	---------

**Note:** The SNAP male S 10 spring is suitable for a material thickness of 0 to 7 mm for concealed fitting. Not suitable for safety-related applications.

### Material / Colour

Material	PA66-GF	Weight	2,5 g
----------	---------	--------	-------

Material axle clamp ring	galvanised steel	Static Breaking Load	2,00 kg
--------------------------	------------------	----------------------	---------

Colour	black
--------	-------

### Other Features

Please note that the load capacity and the suitability of the SNAP fasteners are dependent on the size of the components and custom application on the product.

## SNAP male S 10 springcap

Article Number: 05063-000002 (BLK)

S M L



This variant is distinguishable from the SNAP male S 10 spring through the elegant axle clamp cover for visible closure (press required). It features a 10 mm cylindrical stem and is compatible with all SNAP female S counterparts.

### Technical Data

Hole circle diameter	8,0 mm	Height	10,0 mm
----------------------	--------	--------	---------

**Note:** The SNAP male S 10 springcap is suitable for a material thickness of 0 to 7 mm and offers a high-quality, visible closure. Not suitable for safety-related applications.

### Material / Colour

Material	PA66-GF	Weight	2,45 g
----------	---------	--------	--------

Material axle clamp ring	nickel-plated steel	Static Breaking Load	2,00 kg
--------------------------	---------------------	----------------------	---------

Colour	black
--------	-------

### Other Features

## SNAP male S add on

Article Number: 05003-000002 (BLK)

S M L



The SNAP male S add on provides firm support with double protection. The add on is attached to a SNAP male S fastener (not included). Designed for products that require a higher level of security, the add on features a two-step opening process: Turn, then slide laterally.

### Technical Data

Hole circle diameter	8,0 mm	Diameter	23,8 mm
----------------------	--------	----------	---------

**Note:** Additional module for male S screw high. SNAP male S not included. Not suitable for safety-related applications.

### Material / Colour

Material	PA66-GF	Weight (add-on only)	1,06 g
----------	---------	----------------------	--------

Fitting	threaded swivel, face spanner	Static Breaking Load	2,00 kg
---------	-------------------------------	----------------------	---------

Colour	black
--------	-------

### Other Features

## SNAP male S rope

Article Number: 05047-000002 (BLK)

S M L



### Technical Data

For material thickness	3,0 mm	Rope	3,0 mm
------------------------	--------	------	--------

Diameter	18,5 mm	Min. overall height	12,0 mm
----------	---------	---------------------	---------

**Note:** Also compatible with a rubber O-ring instead of the rope. Neither rope nor O-ring included in scope of delivery. Not suitable for safety-related applications.

### Material / Colour

Material	PA66-GF	Weight	2,31 g
----------	---------	--------	--------

Colour	black	Static Breaking Load	2,00 kg
--------	-------	----------------------	---------


Assembly	front: <b>TOOL 4</b> back: <b>TOOL 18</b>
----------	--

The SNAP male S rope is practically predestined as a fastener for jacket collars or sleeves. Using an O-ring instead of the rope makes it ideal to connect objects. The male S rope is compatible with all SNAP female S products.

Please note that the load capacity and the suitability of the SNAP fasteners are dependent on the size of the components and custom application on the product.

## SNAP male M bolt -M5 x 8mm

Article Number: 05150-100002(ALM)



As screw and fastener in one, this (male) part is ideally suited for secure mounting, fixing or fastening. The M5 thread allows the fitting to bikes or the use in the mechanical engineering sector. The SNAP male M bolt is compatible with various SNAP female M products, e.g the SNAP pull female M or the SNAP push female M products.

### Technical Data

For material thickness	8,0 mm	Hole Circle Diameter	5,0 mm
Diameter	13,0 mm	Shaft Length	8,0 mm

**Note:** Not suitable for safety-related applications.

### Material / Colour

Material	aluminium, steel
----------	------------------

### Other Features

Weight	3,82 g
Colour	aluminium
Static Breaking Load	60,00 kg

Fitting: screw into M5 threaded nut

## SNAP male M bolt -M5 x 18mm

Article Number: 05151-100002(ALM)



As screw and fastener in one, this SNAP male M bolt features a longer M5 screw thread of 18,00 mm. The M5 allows the fitting onto bikes or the use in the mechanical engineering sector. This male part is compatible with various SNAP female M counterparts, e.g the SNAP pull female M or the SNAP push female M products.

### Technical Data

For material thickness	18,0 mm	Hole Circle Diameter	5,0 mm
Diameter	13,0 mm	Shaft Length	18,0 mm

**Note:** Not suitable for safety-related applications.

### Material / Colour

Material	aluminium, steel
----------	------------------

### Other Features

Weight	6,50 g
Colour	aluminium
Static Breaking Load	60,00 kg

Fitting: screw into M5 threaded nut

## SNAP male M 25 adjuster

Article Number: 05121-000002(BLK)



The SNAP male M 25 adjuster is the compact upper fastener part in the time-tested streamlined design. It is threaded directly and movable onto the strap and compatible with the SNAP M female parts, e.g. the SNAP push female M 25 LL and the SNAP pull female M20.

### Technical Data

For strap width	25,0 mm	tri-glide buckle, single layerd strap
Shaft diameter	13,0 mm	

**Note:** Not suitable for safety-related applications.

### Material / Colour

Material	PA66-GF
----------	---------

### Other Features

Weight	4,39 g
Colour	black
Static Breaking Load	15,00 kg

Please note that the load capacity and the suitability of the SNAP fasteners are dependent on the size of the components and custom application on the product.

## SNAP male M screw low

Article Number: 05122-000002 (BLK)

S M L



The SNAP male M screw low was designed for materials with a thickness of 0,5 to 2,5 mm. The fitting to materials is through a screw collar and it is compatible with the SNAP female M parts, e.g. the SNAP push female M and the SNAP pull female M components.

### Technical Data

For material thickness	0,5 - 2,5 mm	Hole Circle Diameter	23,0 mm
Diameter	31,0 mm	Shaft Diameter	13,0 mm

**Note:** Not suitable for safety-related applications.

### Material / Colour

Material	PA66-GF	Weight	7,00 g
Colour	black	Static Breaking Load	15,00 kg

### Other Features

Fitting: screw collar, face spanner

Assembly: front: **TOOL 3** or **TOOL 9**  
back: **TOOL 3** or **TOOL 7** or **TOOL 23**

## SNAP male M screw high

Article Number: 05123-000002 (BLK)

S M L



This variant of the SNAP male M screw features a longer screw collar, suitable for Materials with a thickness of 2,0 to 4,5 mm. It is compatible with the SNAP female M, the SNAP push female M and SNAP pull female M components.

### Technical Data

For material thickness	2,0 - 4,5 mm	Hole Circle Diameter	23,0 mm
Diameter	31,0 mm	Mounting foot	13,0 mm

**Note:** Not suitable for safety-related applications.

### Material / Colour

Material	PA66-GF	Weight	7,00 g
Colour	black	Static Breaking Load	15,00 kg

### Other Features

Fitting: screw collar, face spanner

Assembly: front: **TOOL 3** or **TOOL 9**  
back: **TOOL 3** or **TOOL 7** or **TOOL 23**

## SNAP male L bolt -M5 x 7mm

Article Number: 05155-100002 (ALM)

S M L



As screw and fastener in one, the SNAP male L bolt is the larger Version of the SNAP M bolt. With a 7,0 mm long M5 thread and a head-width of 17,2 mm it can be combined with the SNAP L female components, creating a robust fastening or fixing point. The M5 thread makes the SNAP male L bolt ideally suitable for bikes or applications in mechanical engineering.

### Technical Data

For material thickness	7,0 mm	Hole Circle Diameter	5,0 mm
Diameter	17,2 mm	Lenght shaft	7,0 mm

**Note:** Not suitable for safety-related applications.

### Material / Colour

Material	aluminium, steel	Weight	7,00 g
Colour	aluminium	Static Breaking Load	60,00 kg


### Other Features

Fitting: screw into M5 threaded nut

Please note that the load capacity and the suitability of the SNAP fasteners are dependent on the size of the components and custom application on the product.

## SNAP male L bolt -M5 x 17mm

Article Number: 05156-100002(ALM)



### Technical Data

For material thickness	17,0 mm	Hole Circle Diameter	5,0 mm
Diameter	17,2 mm	Length shaft	17,0 mm

**Note:** Not suitable for safety-related applications.

### Material / Colour

Material	aluminium, steel	Weight	8,50 g
----------	------------------	--------	--------

### Other Features

Colour	aluminium	Static Breaking Load	60,00 kg
--------	-----------	----------------------	----------

Fitting	screw into M5 threaded nut
---------	----------------------------

Long and wide – this variant of the SNAP male L bolt features a head-width of 17,2 mm and a thread of 17,00 mm in length. Combined with the corresponding SNAP female L components, it creates a robust fastening or fixing point. It is ideal for typical M5 threads on bikes or in mechanical engineering.

## SNAP male L 25 adjuster

Article Number: 05099-000002(BLK)



### Technical Data

For strap width	25,0 mm	Triglidge strap	single
Height	16,0 mm		

**Note:** Also available as a split bar version (05299). Not suitable for safety-related applications.

### Material / Colour

Material	PA66-GF	Weight	8,18 g
----------	---------	--------	--------

### Other Features

Colour	black	Static Breaking Load	30,00 kg
--------	-------	----------------------	----------

The SNAP male L 25 adjuster is the ideal upper part (male) for flexible adjustment of belt straps and higher load capacities than the M version. Once threaded onto the webbing, the fastener remains movable. It is compatible with the SNAP female L, SNAP push female L and the SNAP pull female L components.

## SNAP male L 25 adjuster split bar

Article Number: 05299-000002(BLK)



### Technical Data

For strap width	25,0 mm	Triglidge strap	single
Height	16,1 mm		

**Note:** Not suitable for safety-related applications.

### Material / Colour

Material	PA66-GF	Weight	8,00 g
----------	---------	--------	--------

### Other Features

Colour	black	Static Breaking Load	30,00 kg
--------	-------	----------------------	----------

The SNAP male L 25 adjuster split bar is the ideal upper part (male) for flexible adjustment on belt straps - once threaded onto the webbing, the fastener remains moveable. Thanks to the split bar, it can be easily retrofitted. It is compatible with all the SNAP female L, SNAP push female L and SNAP pull female L components.

Please note that the load capacity and the suitability of the SNAP fasteners are dependent on the size of the components and custom application on the product.

## SNAP male L screw low

Article Number: 05007-000002(BLK)

S M L



The SNAP male L screw low is designed for materials with a thickness of 0,5 to 1,5 mm and higher load capacities than the M version. Fitted through a screw collar, this male part is compatible with the SNAP female L, the SNAP push female L 25 LL and SNAP pull female L 25.

### Technical Data

For material thickness	0,5 - 1,5 mm	Hole Circle Diameter	20,0 mm
Diameter	32,7 mm	Diameter shaft	17,0 mm

**Note:** Not suitable for safety-related applications.

### Material / Colour

Material PA66-GF

Colour black

Fitting screw collar, face spanner

Assembly front: **TOOL 10**  
back: **TOOL 3** or **TOOL 7** or **TOOL 23**

### Other Features

Weight 9,2 g

Static Breaking Load 30,00 kg

## SNAP male L screw high

Article Number: 05008-000002(BLK)

S M L



The SNAP male L screw high is designed for materials with a thickness of 1,5 to 2,5 mm and higher load capacities than the M version. Fitted through a screw collar, this male part is compatible with the SNAP female L, the SNAP push female L 25 LL and SNAP pull female L 25.

### Technical Data

For material thickness	1,5 - 2,5 mm	Hole Circle Diameter	23,0 mm
Diameter	32,7 mm	Diameter shaft	17,0 mm

**Note:** Not suitable for safety-related applications.

### Material / Colour

Material PA66-GF

Colour black

Fitting screw collar, face spanner

Assembly front: **TOOL 10**  
back: **TOOL 3** or **TOOL 7** or **TOOL 23**

### Other Features

Weight 10,0 g

Static Breaking Load 30,00 kg

## SNAP male L screw cap

Article Number: 05009-000002(BLK)

S M L



The SNAP male L screw cap is ideal for applications requiring water resistance. Depending on the implementation of the fastener on the product, it can be applied to e.g. outdoor and bicycle bags. This component features an especially flat screw cap and is compatible with the SNAP female L, the SNAP push female L 25 LL and the SNAP pull female L 25.

### Technical Data

For material thickness	0,5 - 1,5 mm	Hole Circle Diameter	20,0 mm
Diameter	32,7 mm	Mounting foot	17,0 mm

**Note:** The SNAP male S screw cap is waterproof when assembled with an O-ring (ring included in scope of delivery). Not suitable for safety-related applications.

### Material / Colour

Material PA66-GF

Colour black

Fitting screw collar, face spanner

Assembly front: **TOOL 10**  
back: **TOOL 3** or **TOOL 8**

### Other Features

Weight 10,8 g

Static Breaking Load 30,00 kg

**Note:** The male fasteners must always be paired with a female fastener. On the following pages, you can find the female fasteners which are compatible with the above mentioned male fasteners. Alternatively, the fasteners in the SNAP push and SNAP pull categories can also be paired with the SNAP male fasteners.

## SNAP male L tube clip

Article Number: 05232-000002 (BLK)



### Technical Data

For pole/bar diameter	24,0 - 27,0 mm
Dimensions (W X L X H)	30,0 x 40,0 x 40,0 mm

**Note:** Direction specified by geometry of fastener. Not suitable for safety-related applications.

### Material / Colour

Material	PA66-GF
Colour	black

### Other Features

Weight	10,3 g
Static Breaking Load	30,00 kg

This alternative to the SNAP male L fastener can be attached to any pole or bar, within the set diameter. The SNAP male L tube clip is attached through screws (included in the scope of delivery) and compatible with the SNAP female L, the SNAP pull female L 25 and the SNAP push female L 25 LL.

## SNAP male L 40 - RLS

Article Number: 05250-000002 (BLK)



### Technical Data

For strap width	40,0 mm
Dimensions (W X L X H)	47,6 x 55,4 x 14,1 mm

**Note:** Not suitable for safety-related applications.

### Material / Colour

Material	PA66-GF, ABS
Colour	black

### Other Features

Weight	21,93 g
Static Breaking Load	30,00 kg

The SNAP male L 40 is a special SNAP male part which can be attached to 40,00 mm webbing and has an added safety feature: It can only be opened by sliding laterally in a certain direction. Compatible components are the SNAP female L products, e.g. the SNAP push female L or the SNAP pull female L variants.

## SNAP male L retractable

Article Number: 05270-000002 (BLK)



New!



### Technical Data

Diameter	50 mm	Total Height Retracted	12,5 mm
Hole Circle Diameter	35,6 mm	Total Height	20,5 mm

**Note:** Not suitable for safety-related applications.

### Material / Colour

Material	PA66-GF
Colour	black
For Material thickness:	0,5-2,5 mm

### Other Features

Weight	15,5 g
Load Capacity	30 kg

The SNAP male L retractable features a flat surface. When closed, magnetic force attracts the male part, causing the mushroom-shaped lock to emerge and the fastener to lock securely. When the female part is removed, the locking mechanism retracts, regaining the SNAP male L retractable fasteners flat surface. It is compatible with all SNAP female L components.

**Note:** The male fasteners must always be paired with a female fastener. On the following pages, you can find the female fasteners which are compatible with the above mentioned male fasteners. Alternatively, the fasteners in the SNAP push and SNAP pull categories can also be paired with the SNAP male fasteners.

## SNAP female S screw low

Article Number: 05100-000002 (BLK)

S M L



The lower fastener part SNAP female S screw low is simply fitted with a screw collar in materials with a thickness of 0,5 to 1,5 mm and therefore suitable for a variety of applications. It is compatible with all SNAP male S products.

### Technical Data

For material thickness	0,5 - 1,5 mm	Hole Circle Diameter	20,0 mm
Diameter	32,7 mm	Min. Height	9,5 mm

**Note:** Not suitable for safety-related applications.

### Material / Colour

Material	PA66-GF	Weight	5,50 g
----------	---------	--------	--------

### Other Features

Colour	black	Static Breaking Load	2,00 kg
--------	-------	----------------------	---------

### Assembly

front: **TOOL 6** or **TOOL 23**  
back: **TOOL 3** or **TOOL 7** or **TOOL 23**

Opening: lateral slide

## SNAP female S screw high

Article Number: 05200-000002 (BLK)

S M L



The lower fastener part SNAP female S screw high is designed for thicker materials of 2,5 to 3,0 mm and is simply fitted by a screw collar. It is compatible with all SNAP male S components.

### Technical Data

For material thickness	2,5 - 3,5 mm	Hole Circle Diameter	23,0 mm
Diameter	32,7 mm	Min. Height	11,0 mm

**Note:** Not suitable for safety-related applications.

### Material / Colour

Material	PA66-GF	Weight	5,80 g
----------	---------	--------	--------

### Other Features

Colour	black	Static Breaking Load	2,00 kg
--------	-------	----------------------	---------

### Assembly

front: **TOOL 6** or **TOOL 23**  
back: **TOOL 3** or **TOOL 7** or **TOOL 23**

Opening: lateral slide

## SNAP female S sewable

Article Number: 05450-000002 (BLK)

S M L



This SNAP female S was designed to be sewn directly into or onto textiles, using its thin nylon strip and an appropriate machine. It is compatible with the SNAP male S sewable as well as other SNAP male S counterparts.

### Technical Data

Hole Circle Diameter	19,0 mm	Diameter	30,0 mm
Min. Height	9,5 mm		

**Note:** Not suitable for safety-related applications.

### Material / Colour

Material	PA66-GF	Weight	3,00 g
----------	---------	--------	--------

### Other Features

Colour	black	Static Breaking Load	2,00 kg
--------	-------	----------------------	---------

### Fitting

glueing, sewing

Opening: lateral slide



Please note that the load capacity and the suitability of the SNAP fasteners are dependent on the size of the components and custom application on the product.

**SNAP female S round rivet**

Article Number: 05140-000002 (BLK)



**Technical Data**

Min. overall Height 5,5 mm Hole Circle Diameter 20,0 mm

**Note:** Not suitable for safety-related applications. Rivets not included in the scope of delivery.

**Material / Colour**

Material PA66-GF

Colour black

**Other Features**

Weight 5,19 g

Static Breaking Load 2,00 kg

Opening lateral slide

This version of the SNAP female S fastener has an additional mode of assembly. For added security, it can also be attached by two rivets. Compatible counterparts are the SNAP male S fasteners.

**SNAP female S rivet V**

Article Number: 05300-000002 (BLK)



**Technical Data**

Min overall Height 14,0 mm

**Note:** Not suitable for safety-related applications. Rivets not included in the scope of delivery.

**Material / Colour**

Material PA66-GF

Colour black

**Other Features**

Weight 4,6 g

Static Breaking Load 2,00 kg

Opening lateral slide

The SNAP female S rivet V can be attached with screws or rivets. In this case, the opening direction runs vertically. Compatible counterparts are all SNAP male S products.

**SNAP female S rivet H**

Article Number: 05400-000002 (BLK)



**Technical Data**

Min. overall Height 14,0 mm

**Note:** Not suitable for safety-related applications. Rivets not included in the scope of delivery.

**Material / Colour**

Material PA66-GF

Colour black

**Other Features**

Weight 4,6 g

Static Breaking Load 2,00 kg

Opening lateral slide

The SNAP female S rivet H can be attached with screws or rivets. It is distinguishable to the SNAP female S rivet V by the horizontal opening direction. Compatible counterparts are the SNAP male S products.

Please note that the load capacity and the suitability of the SNAP fasteners are dependent on the size of the components and custom application on the product.

## SNAP female S screw cap

Article Number: 05103-000002 (BLK)

S M L



Waterproof and an especially flat screw cap – the SNAP female S screw cap is the ideal fastener for applications like outdoor or bicycle bags. It is compatible with all SNAP male S counterparts.

### Technical Data

For material thickness	0,5 - 1,5 mm	Hole Circle Diameter	20,0 mm
Diameter	32,7 mm	Min overall Height	16,5 mm

**Note:** The female S screw cap is waterproof when fitted with an O-ring (ring included in scope of delivery). Not suitable for safety-related applications.

### Material / Colour

Material	PA66-GF	Weight	7,02 g
----------	---------	--------	--------

### Other Features

Colour	black	Static Breaking Load	2,00 kg
Assembly	front: <b>TOOL 6</b> or <b>TOOL 23</b> back: <b>TOOL 3</b> or <b>TOOL 8</b>	Opening	lateral slide

## SNAP female S adjuster

Article Number: 05452-000002 (BLK)

S M L



The SNAP female S adjuster combines the benefits of a SNAP fastener with easy fitting and adjustability: Once threaded onto the webbing, the fastener remains movable. Compatible counterparts are all SNAP male S fasteners.

### Technical Data

For strap width	15,0 mm
Dimensions (W X L X H)	20,0 x 31,9 x 11,7 mm

**Note:** Not suitable for safety-related applications.

### Material / Colour

Material	PA6	Weight	3,9 g
----------	-----	--------	-------

### Other Features

Colour	black	Static Breaking Load	2,00 kg
		Opening	lateral slide

## SNAP female S pin rivet X2

Article Number: 05311-000001 (BLK)

S M L



The SNAP female S pin rivet is a smaller alternative to the other SNAP female S rivet fasteners, a difference being the invisible pin rivets. The fastener can be fitted without punching a hole. Ideal for textile applications, the pin rivet X2 is compatible with all SNAP male S counterparts.

### Technical Data

Dimensions (W X L X H)	25,6 x 20,3 x 9,5 mm
------------------------	----------------------

**Note:** Pin rivets only included in sample orders. Not suitable for safety-related applications.

### Material / Colour

Material	PA66-GF, PA6	Weight	3,19 g
----------	--------------	--------	--------

### Other Features

Colour	black	Static Breaking Load	2,00 kg
Attachment	pin rivets x2	Opening	lateral slide

Please note that the load capacity and the suitability of the SNAP fasteners are dependent on the size of the components and custom application on the product.

## SNAP female S pin rivet X3

Article Number: 05310-000001 (BLK)



As the SNAP female S pin rivet X2, the rivet X3 can also be attached by invisible rivets with no need of punching a hole first. This variant differs from the X2 in its slightly other appearance and the additional third rivet. Compatible counterparts are all SNAP male S products.

### Technical Data

Dimensions (W X L X H) 23,0 x 23,5 x 9,5mm

**Note:** Pin rivets only included in sample orders. Not suitable for safety-related applications.

### Material / Colour

Material PA66-GF, PA6

Colour black

Attachment pin rivets x3

### Other Features

Weight 3,75 g

Static Breaking Load 2,00 kg

Opening lateral slide

## SNAP female S20 leather

Article Number: 05197-000002 (BLK)



This fastener is the ideal and elegant choice for handbags and/or belts. It is compatible with all SNAP male S products.

### Technical Data

Dimensions (W X L X H) 28,0 x 60,0 x 12,0 mm strap width 20,0 mm

**Note:** Not suitable for safety-related applications.

### Material / Colour

Material PA66-GF

Colour black

Attachment straps

### Other Features

Weight 8,7 g

Static Breaking Load 2,00 kg

Opening lateral slide

## SNAP female M screw

Article Number: 05500-000002 (BLK)



The SNAP female M screw is the medium-sized variant of the SNAP female screw fasteners and was designed for material thicknesses of 0,5 to 2,4 mm. It is fitted easily due to the practical screw sleeve and provides the ideal combination of compactness and stability. It is compatible with all SNAP male M parts.

### Technical Data

For material thickness 0,5 - 2,5 mm Hole Circle Diameter 27,0 mm

Diameter 40,0 mm Min overall Height 13,5 mm

**Note:** Not suitable for safety-related applications.

### Material / Colour

Material PA66-GF, PC

Colour black

Assembly front: no tool

back: **TOOL 1** or **TOOL 3** or **TOOL 22**

### Other Features

Weight 11,27 g

Static Breaking Load 15,00 kg

Opening lateral slide

Please note that the load capacity and the suitability of the SNAP fasteners are dependent on the size of the components and custom application on the product.

**SNAP female L screw**

Article Number: 05600-000002(BLK)



**Technical Data**

For material thickness	0,5 - 2,5 mm	Hole Circle Diameter	36,0 mm
Diameter	50,0 mm	Min overall Height	15,0 mm

**Note:** Not suitable for safety-related applications.

**Material / Colour**

Material PA66-GF, PC

**Other Features**

Weight 16,63 g

The SNAP female L screw can be attached to materials with a thickness of 0,5 to 2,5 mm, due to the easily fitted screw sleeve. Compared to the smaller SNAP female screw variants, it offers a higher static breaking load. It can be combined with all SNAP male L parts.

Colour black Static Breaking Load 30,00 kg

Opening lateral slide

**Assembly**

front: no tool

back: **TOOL 2** or **TOOL 3** or **TOOL 22**

**Note:** All female SNAP fasteners need a male fastener part. Should you need help with combinations, please contact our sales team.



**SNAP** buckle

## The automatic fastener - easy magnetic closure that holds under extremely high tensile forces

FIDLOCK is presenting the next generation of the well-known buckle: The SNAP buckle product family. Its convincing fastening system is based on the tried-and-tested FIDLOCK concept, which usefully combines the advantages of a magnetic and a snap fastener. The SNAP buckle closes automatically and opens by easily sliding laterally: Convenient, functional and fun.

This allows operation with one hand, leaving a spare hand to ensure the users' safety. Product variants of the SNAP buckle are available for straps with a 15 mm, 20 mm and 30 mm width. It is also available with a piping fitting option, especially for chest strap fasteners.

### Patents:

The SNAP buckles are a functional alternative to conventional buckles. Magnetic and mechanical features allow for convenient and quick single-handed use. Therefore, products of the SNAP buckle and SNAP buckle flat families are protected by at least one of the following patents:

**SNAP buckle:** CN102292006, EP2389084 (DE, ES, FR, GB, IT, PL, TR), US8794682, AU2007272165, CA2681141, CN101646362, EP2040572 (AT, DE, FR, GB, IT, NL), HK1140388, IN309795, JP5060554, KR101130654, RU2415623, US8430434, EP2436280 (AT, CH, DE, ES, FR, GB, IT, NL, PL, TR), CN101925313, EP2252176 (AT, DE, FR, GB), US8353544, VN10019341  
**SNAP buckle flat:** CN102292006, EP2389084 (DE, ES, FR, GB, IT, PL, TR), US8794682, AU2007272165, CA2681141, CN101646362, EP2040572 (AT, DE, FR, GB, IT, NL), HK1140388, IN309795, JP5060554, KR101130654, RU2415623, US8430434, EP2436280 (AT, CH, DE, ES, FR, GB, IT, NL, PL, TR)

You can find detailed and updated information on [fidlock.com](http://fidlock.com).

### SNAP buckle 15

Article Number: F6020-000002(BLK)



The SNAP buckle 15 is designed for straps with a width of 15 mm to 16 mm. It is available for standard applications such as rucksack chest strap buckles, depending on the implementation of the fastener on the product.

#### Technical Data

For strap width	15,0 - 16,0 mm	Ladderlock	one-sided
Dimensions (W x L x H)	30 x 46 x 12,5 mm		

**Note:** Not suitable for safety-related applications. The SNAP buckle 15 features our FIDLOCK logo.

#### Material / Colour

Material	PA66-GF	Weight	11,12 g
----------	---------	--------	---------

#### Other Features

Colour	black	Static Breaking Load	55,00 kg
--------	-------	----------------------	----------

Opening	lateral slide
---------	---------------

### SNAP buckle 20

Article Number: F6021-000002(BLK)



The SNAP buckle 20 is a variant of the SNAP buckle 15, designed for a strap width of 20 mm. It is available for standard applications such as rucksack chest strap buckles, depending on the implementation of the fastener on the product.

#### Technical Data

strap width	20,0 mm	Ladderlock	one-sided
Dimensions (W x L x H)	27 x 46,5 x 13 mm		

**Note:** Not suitable for safety-related applications. The SNAP buckle 20 features our FIDLOCK logo.

#### Material / Colour

Material	PA66-GF	Weight	14,70 g
----------	---------	--------	---------

#### Other Features

Colour	black	Static Breaking Load	55,00 kg
--------	-------	----------------------	----------

Opening	lateral slide
---------	---------------

### SNAP buckle combi 15

Article Number: F6010-000002(BLK)



This fastener combines the female part of the SNAP buckle with a SNAP male screw or a SNAP male spring, creating new possibilities. Depending on the implementation of the fastener on the product, an example would be conveniently fixing an open rucksack chest strap to a shoulder strap.

#### Technical Data

strap width	15,0 - 16,0 mm	Ladderlock	one-sided
Dimensions (W x L x H)	25 x 36,5 x 13,5 mm	Hole Circle Diameter	8,0 mm

**Note:** As a courtesy, both high and low SNAP male parts are included in sample orders. When placing a bulk order please specify whether you need a high or low SNAP male part. Alternatively, the combi buckle is also compatible with the SNAP male S spring and SNAP male S sewable adjuster. Not suitable for safety-related applications. The SNAP buckle combi 15 features our FIDLOCK logo.

#### Material / Colour

Material	PA66-GF	Weight	8,6 g
----------	---------	--------	-------

#### Other Features

Colour	black	Static Breaking Load	2,00 kg
--------	-------	----------------------	---------

Opening	lateral slide
---------	---------------

## SNAP buckle combi 20

Article Number: F6011-000002(BLK)



This model of the SNAP buckle combi is designed for 20 mm wide straps and combines a SNAP buckle with a SNAP male screw or male spring, creating new possibilities. Depending on the implementation of the fastener on the product, an example would be conveniently fixing a rucksack chest strap to a shoulder strap.

### Technical Data

strap width	20,0 -21,0 mm	Hole Circle Diameter	8,0 mm
Dimensions (W x L x H)	27 x 37 x 13,5 mm	Ladderlock	one-sided

**Note:** As a courtesy, both high and low SNAP male parts are included in sample orders. When placing a bulk order please specify whether you need a high or low SNAP male part. Alternatively, the combi buckle is also compatible with the SNAP male S spring and SNAP male S sewable adjuster. Not suitable for safety-related applications. The SNAP buckle combi 20 features our FIDLOCK logo.

### Material / Colour

### Other Features

Material	PA66-GF	Weight	9,29 g
Colour	black	Static Breaking Load	2,00 kg

Opening lateral slide

## SNAP buckle piping

Article Number: F6030-000002(BLK)



Suitable for a 15 to 16 mm width, the SNAP buckle piping was specially designed for chest straps, fixed with piping to the shoulder straps.

### Technical Data

strap width	15,0 - 16,0 mm	Ladderlock	one-sided
Dimensions (W x L x H)	30 x 44 x 12,5 mm	Piping	fitting

**Note:** Webbing can be fixed to the ladderlock with a rubber O-ring (not included). Not suitable for safety-related applications. The SNAP buckle piping features our FIDLOCK logo.

### Material / Colour

### Other Features

Material	PA66-GF	Weight	10,9 g
Colour	black	Static Breaking Load	40,00 kg

Opening lateral slide

## SNAP buckle flat 25

Article Number: F8040-000042(BLK)



The SNAP buckle flat 25 is a particularly flat and elegant fastener, designed for 25 mm wide straps. Its unique design is achieved by the integration of a flat and stable metal spring. Personal branding is possible by using pad printing.

### Technical Data

strap width	25,0 mm	Ladderlock	one-sided
Dimensions (W x L x H)	36 x 56 x 10 mm		

**Note:** Not suitable for safety-related applications. The SNAP buckle flat 25 features our FIDLOCK logo.

### Material / Colour

### Other Features

Material	PA66-GF	Weight	14,03 g
Colour	black	Static Breaking Load	40,00 kg

Opening lateral slide



### SNAP buckle flat 30

Article Number: F8010-000002 (BLK)



This larger version of the SNAP buckle flat was designed for straps with a width of 30 mm. Its uniquely flat design is achieved by the integration of a flat and stable metal spring.

#### Technical Data

strap width	30,0 mm	Ladderlock	one-sided
Dimensions (W x L x H)	41 x 60 x 10 mm		

**Note:** Not suitable for safety-related applications. The SNAP buckle flat 30 features our FIDLOCK logo.

#### Material / Colour

Material	PA66-GF	Weight	20,92 g
Colour	black	Static Breaking Load	45,00 kg

#### Other Features

Opening lateral slide

### SNAP buckle flat 40

Article Number: F8022-000002 (BLK)



Designed for 40 mm wide straps, this is the largest version of the SNAP buckle flat models. Its uniquely flat design is achieved by the integration of a flat and stable metal spring. A perfect, larger space is given for branding by pad printing.

#### Technical Data

strap width	40,0 mm	Ladderlock	one-sided
Dimensions (W x L x H)	48,4 x 74 x 10 mm		

**Note:** Not suitable for safety-related applications. The SNAP buckle flat 40 features our FIDLOCK logo.

#### Material / Colour

Material	PA66-GF	Weight	25,0 g
Colour	black	Static Breaking Load	40,00 kg

#### Other Features

Opening lateral slide



***SNAP*** helmet buckle

## Increased safety thanks to one-hand operation, even when wearing gloves

With the SNAP helmet buckle product family, FIDLOCK is revolutionizing the traditional helmet buckle. Thanks to the FIDLOCK concept, the SNAP helmet buckle can be opened by simply sliding laterally – only with two fingers. Even gloves don't prevent a quick and effortless one-handed operation. Unlike other helmet buckles, the SNAP helmet buckle closes automatically, eliminating the risk of pinching the skin. Due to carbon-fibre and long-fibre reinforced nylon, the SNAP helmet buckle achieves highest levels of stability and a static breaking load of up to 80 kg.

This innovative and particularly safe product family is available for 15 to 20 mm wide straps and serves a variety of standards in the sports helmet industry.

The comprehensive safety, functionality and great ease of use of helmets with the "one-hand-fastener" are confirmed by acknowledgements. For example, the helmet manufacturer Nutcase received the Eurobike Award 2010 for two models featuring the FIDLOCK SNAP fastener.

### Patents:

The SNAP helmet buckles revolutionized helmet fasteners. Placed under the chin, the single-handed use and pinch-free closing mechanism create great advantages. Therefore, products of the SNAP helmet buckle family are protected by at least one of the following patents:

CN102292006, EP2389084 (DE, ES, FR, GB, IT, PL, TR), US8794682, AU2007272165, CA2681141, CN101646362, EP2040572 (AT, DE, FR, GB, IT, NL), HK1140388, IN309795, JP5060554, KR101130654, RU2415623, US8430434, EP2436280 (AT, CH, DE, ES, FR, GB, IT, NL, PL, TR), CN101925313, EP2252176 (AT, DE, FR, GB), US8353544, VN10019341

You can find detailed and updated information on [fidlock.com](http://fidlock.com).

**SNAP helmet buckle  
15 durethan**

Article Number: F7020-001022(BLK)



The sturdy fastener is ideal for helmets with 15 mm wide straps and a static breaking load of 65 kg. The long-fibre-reinforced nylon (PA) guarantees maximum stability.

**Technical Data**

strap width	15,0 mm	Ladderlock	one-sided
Dimensions (W x L x H)	30 x 46 x 14 mm		

**Note:** Also available with clip for thinner straps. Not suitable for the safety-related use on motorcycle helmets. The SNAP helmet buckles feature our FIDLOCK logo.

**Material / Colour**

Material PA6

Colour black

**Other Features**

Weight: 13,00 g

Static Breaking Load: 65,00 kg

Opening: lateral slide

**SNAP helmet buckle  
20 durethan**

Article Number: F7021-000002(BLK)



This variant of the SNAP helmet buckle was designed for 20 mm wide straps and holds a static breaking load of 65 kg.

**Technical Data**

strap width	20,0 mm	Ladderlock	one-sided
Dimensions (W x L x H)	27 x 46,5 x 13 mm		

**Note:** Variant for thinner or single-layered straps available upon request. Not suitable for the safety-related use on motorcycle helmets. The SNAP helmet buckles feature our FIDLOCK logo.

**Material / Colour**

Material PA6

Colour black

**Other Features**

Weight 14,70 g

Static Breaking Load 65,00 kg

Opening lateral slide

**SNAP helmet buckle  
15 grivory**

Article Number: F7024-000002(BLK)



This helmet buckle was designed for 15 mm wide straps. The long-fibre-reinforced nylon (PA) guarantees maximum stability and generates a static breaking load of up to 75 kg.

**Technical Data**

strap width	15,0 mm	Ladderlock	one-sided
Dimensions (W x L x H)	30 x 46 x 14 mm		

**Note:** Also available with clip for thinner straps. Not suitable for the safety-related use on motorcycle helmets. The SNAP helmet buckles feature our FIDLOCK logo.

**Material / Colour**

Material PA6 / 66

Colour black

**Other Features**

Weight 13,00 g

Static Breaking Load 75,00 kg

Opening lateral slide

## SNAP helmet buckle 20 grivory

Article Number: F7026-000002 (BLK)



For webbing with a width of 20 mm, the helmet buckle 20 grivory 40 is a larger variant of the SNAP helmet buckle, bearing a static breaking load of up to 75 kg.

### Technical Data

strap width	20,0 mm	Ladderlock	one-sided
Dimensions (W x L x H)	27 x 46,5 x 13 mm		

**Note:** Variant for thinner or single-layered straps is available upon request. Not suitable for the safety-related use on motorcycle helmets. The SNAP helmet buckles feature our FIDLOCK logo.

### Material / Colour

Material PA6 / 66

Colour black

### Other Features

Weight 15,00 g

Static Breaking Load 75,00 kg

Opening lateral slide

## SNAP helmet buckle 15 shaped durethan

Article Number: F7030-000002 (BLK)



This version of the fastener combines the reliable properties of the SNAP helmet buckle 15 with a new design. With a static breaking load of up to 65 kg, this buckle is specifically for thin, 15 mm wide, single straps.

### Technical Data

strap width	15,0 mm	Ladderlock	one-sided
Dimensions (W x L x H)	47,0 x 28,0 x 13,0 mm	Webbing thickness	1,6 mm

**Note:** Variant for thinner or single-layered straps. Not suitable for the safety-related use on motorcycle helmets. The SNAP helmet buckles feature our FIDLOCK logo. Version for thick webbing available.

### Material / Colour

Material PA6

Colour black

### Other Features

Weight 11,35 g

Static Breaking Load 65,00 kg

Opening lateral slide

## SNAP helmet buckle 15 shaped grivory

Article Number: F7031-000002 (BLK)



This helmet buckle has all the features of the tried-and-tested buckles, combining it with a new design. This variant is especially for thinner or single straps of 15 mm width and offers a static breaking load of 75 kg.

### Technical Data

strap width	15,0 mm	Ladderlock	one-sided
Dimensions (W x L x H)	47,0 x 28,0 x 13,0 mm	Webbing thickness	1,6 mm

**Note:** Variant for thinner or single-layered straps. Not suitable for the safety-related use on motorcycle helmets. The SNAP helmet buckles feature our FIDLOCK logo. Version for thick webbing available.

### Material / Colour

Material PA6 / 66

Colour black

### Other Features

Weight 11,35 g

Static Breaking Load 75,00 kg

Opening lateral slide

**SNAP helmet buckle shaped versions for thick webbing:**



**SNAP helmet buckle 15 shaped  
broad durethan**

Article No.: F7032-000002(BLK)

Webbing thickness: 3,0 mm

strap width: 15 mm

Material: PA6



**SNAP helmet buckle 15 shaped  
broad grivory**

Article No.: F7033-000002(BLK)

Webbing thickness: 3,0 mm

strap width: 15 mm

Material: PA6 / 66

**SNAP** push




## Fixing, changing and adjusting - the fastener solution for a maximum of flexibility

With the SNAP push series, FIDLOCK offers an easy-to-use snap fastener which can be opened comfortably yet securely - with just a fingertip. In line with the FIDLOCK concept, it includes an automatic closing mechanism, providing easy single-handed operation. The reliable SNAP push also triumphs with a maximum of flexibility and is optimally suited for a variety of purposes, depending of the implementation of the fastener on the product: for carrier bags, rucksacks or even school bags.

A simple "push" of the button to release, a snap to close or attach and incredibly versatile possibilities guarantee Function + Fun. The fasteners are available in different sizes and stability classes (sizes: S, M, L), including a lightweight of only 7,6 g. The SNAP push products can be individually configured or adapted to individual brands or product designs.

### male/female - flexible fastener solutions

The SNAP push product family consists of female parts (1) of a complete set. They are paired with compatible male counterparts (2), belonging to the SNAP series. Product designers are provided with the appropriate versions and fittings for different materials and material thicknesses. Please note the information provided in the technical details when customizing an individual fastener.



### Patents:

Simply push to open - this innovative opening mechanism of the SNAP push fasteners creates special ease of use and offers great features for child-friendly products. Therefore, products of the SNAP push family are protected by at least one of the following patents:

US8794682, AU2007272165, CA2681141, CN101646362, EP2040572 (AT, DE, FR, GB, IT, NL), HK1140388, IN309795, JP5060554, KR101130654, RU2415623, US8430434, EP2436280 (AT, CH, DE, ES, FR, GB, IT, NL, PL, TR), CN101925313, EP2252176 (AT, DE, FR, GB), US8353544, VN10019341, CN103957739, EP2782468 (AT, DE, FR, GB, IT), US9555935

You can find detailed and updated information on [fidlock.com](http://fidlock.com).



### SNAP push female S 15 SB

Article Number: 05108-000002 (BLK)



#### Technical Data

For strap width	15,0 mm	Ladderlock	none
Dimensions (W x L x H)	21,2 x 52,5 x 11,1 mm		

**Note:** Ladderlock version available (05104). Not suitable for safety-related applications.

#### Material / Colour

Material	PA66-GF	Weight	7,00 g
----------	---------	--------	--------

#### Other Features

Colour	black	Static Breaking Load	2,00 kg
--------	-------	----------------------	---------

Opening	push
---------	------

The SNAP push female S 15 is opened by a simple push and is distinguishable to the other SNAP push female products by its single bar (SB) belt strap threading and fixing for a strap width of 15 mm. This allows it to be tightly fitted onto webbing. It is compatible with SNAP male S counterparts.

### SNAP push female S 15 LL

Article Number: 05104-000002 (BLK)



#### Technical Data

strap width	15,0 mm	Ladderlock	one-sided
Dimensions (W x L x H)	21,2 x 58 x 11,1 mm		

**Note:** Not suitable for safety-related applications.

#### Material / Colour

Material	PA66-GF	Weight	7,66 g
----------	---------	--------	--------

#### Other Features

Colour	black	Static Breaking Load	2,00 kg
--------	-------	----------------------	---------

Opening	push
---------	------

The SNAP push 15 LL is opened by a simple push and is the small and innovative variant of the SNAP push product family. Designed for 15 mm straps, the ladderlock (LL) offers high convenience in terms of adjusting, aligning and securing. It is compatible with the SNAP male S counterparts.

### SNAP push female S 20 LL

Article Number: 06040-000002 (BLK)



#### Technical Data

strap width	20,0 mm	Ladderlock	one-sided
Dimensions (W x L x H)	26 x 64,5 x 11 mm		

**Note:** Not suitable for safety-related applications.

#### Material / Colour

Material	PA66-GF	Weight	10,79 g
----------	---------	--------	---------

#### Other Features

Colour	black	Static Breaking Load	2,00 kg
--------	-------	----------------------	---------

Opening	push
---------	------

This fastener was designed for 20 mm wide straps and with a ladderlock for great adjustability. The combination with other buckles can create a streamlined design. Due to the ladderlock (LL), it offers highest convenience in terms of adjusting, aligning and securing. Compatible counterparts are the SNAP male S components.

**SNAP push female M 25 LL**

Article Number: 05120-000002(BLK)



**Technical Data**

strap width	25,0 mm	Ladderlock	one-sided
Dimensions (W x L x H)	30,5 x 65 x 12,2 mm		

**Note:** Not suitable for safety-related applications.

**Material / Colour**

Material PA66-GF

Colour black

**Other Features**

Weight 12,50 g

Static Breaking Load 15,00 kg

Opening push

This is a compact and rounded version of the SNAP push family, creating a streamlined design. The M fastener bears average load capacities and was designed for 25 mm wide straps. The ladderlock (LL) offers highest possible convenience in terms of adjusting, aligning and securing. Compatible counterparts are the SNAP male M components.

**SNAP push female L 25 LL**

Article Number: 05005-000012(BGR)



**Technical Data**

strap width	25,0 mm	Ladderlock	one-sided
Dimensions (W x L x H)	32 x 78 x 16 mm		

**Note:** Not suitable for safety-related applications.

**Material / Colour**

Material PA66-GF

Colour black /grey

**Other Features**

Weight 17,80 g

Static Breaking Load 30,00 kg

Opening push

SNAP push female L 25 LL was designed for 25 mm wide straps and bears average load capacities. Due to the ladderlock (LL), this fastener offers the highest possible convenience in terms of adjusting, aligning and securing. Compatible counterparts are the SNAP male L components.

**Note:** All female SNAP push fasteners need a male fastener part. Should you need help with the combinations, please contact our sales team. You can identify the SNAP male fastener part you need by the size marking (S, M, L).

***SNAP pull***



## One fastener: pull by pull - convenient, safe and invisible

The SNAP pull series combines all assets of the innovative FIDLOCK concept with an "invisible look". A quick pull is enough to open the fastener. Thanks to the magnets, it then closes automatically and securely clicks into place. This single-handed operation is accompanied by the concealed mounting of the SNAP pull, generating great benefits for customers. Products don't only gain value but also great freedom in their design - e.g. on bags and school bags with an invisible, high-performance fastener on the bag flap.

By attaching a logo plate, the SNAP pull can be easily riveted to the rear side. As with most FIDLOCK fasteners, customisation possibilities are available to suit the design requirements and thereby match the customers' brand.

### male/female - flexible fastener solutions

The SNAP pull product family consists of female parts (2), which can be combined with almost any male part (1) in the SNAP product family. The variations allow for great flexibility in design and processing. This makes riveted fastener solutions available for various materials and material thicknesses. When configuring your fastener, please pay attention to the notes in the technical data.



### Patents:

Fitting behind the material of e.g. a bag flap and the easy pull-to-open functionality with automatic closure are innovative identifying features the SNAP pull magnetic fasteners. Therefore, products of the SNAP pull family are protected by at least one of the following patents:

US8794682, AU2007272165, CA2681141, CN101646362, EP2040572 (AT, DE, FR, GB, IT, NL), HK1140388, IN309795, JP5060554, KR101130654, RU2415623, US8430434, EP2436280 (AT, CH, DE, ES, FR, GB, IT, NL, PL, TR), CN101925313, EP2252176 (AT, DE, FR, GB), US8353544, VN10019341, CN103957739, EP2782468 (AT, DE, FR, GB, IT), US9555935

You can find detailed and updated information on [fidlock.com](http://fidlock.com).

### SNAP pull female S 20

Article Number: 05017-000002(BLK)

S M L



Pull, not push - the SNAP pull female S 20 is the smallest version of the SNAP pull products and compatible with the SNAP male S series. The fastener can be riveted "invisibly" on the reverse side of the bag flap or against a logo plate. It is suitable for up to 20,00 mm wide belt straps and low load capacities.

#### Technical Data

For strap width	20,0 mm	Ladderlock	none
Dimensions (W x L x H)	53 x 47 x 11 mm		

**Note:** Not suitable for safety-related applications. Rivets not included in the scope of delivery.

#### Material / Colour

Material PA66-GF

Colour black

Fitting rivet / screw

#### Other Features

Weight 11,00 g

Static Breaking Load 2,00 kg

Opening pull

### SNAP pull female M 20

Article Number: 05110-000002(BLK)

S M L



Pull, not push - this variant of the SNAP pull is compatible with all SNAP male M counterparts. The fastener can be riveted "invisibly" on the rear side of a bag flap or logo plate and is suitable for 20,00 mm wide belt straps.

#### Technical Data

strap width	20,0 mm	Ladderlock	none
Dimensions (W x L x H)	61,5 x 48,3 x 11,8 mm		

**Note:** Not suitable for safety-related applications. Rivets not included in the scope of delivery.

#### Material / Colour

Material PA66-GF

Colour black

Fitting rivet / screw

#### Other Features

Weight 13,13 g

Static Breaking Load 15,00 kg

Opening pull

### SNAP pull female L 25

Article Number: 05180-000002(BLK)

S M L



Pull, not push - the SNAP pull female L 25 is the largest component in the SNAP pull series and can be riveted "invisibly" on the reverse side of a bag flap or logo plate. It was designed for high load capacities and belt straps with a width of up to 25,00 mm. Compatible counterparts are the SNAP male L fasteners.

#### Technical Data

strap width	25,0 mm	Ladderlock	none
Dimensions (W x L x H)	49,4 x 65,2 x 16,1 mm		

**Note:** Not suitable for safety-related applications. Rivets not included in the scope of delivery.

#### Material / Colour

Material PA66-GF, POM, SS

Colour black

Fitting rivet / screw

#### Other Features

Weight 29,51 g

Static Breaking Load 30,00 kg

Opening pull

**Note:** All female SNAP pull fasteners need a male fastener part. Should you need help with your combinations, please contact our sales team. You can identify the SNAP male fastener part you need by the size markings (S, M, L).

A close-up, high-angle shot of a black helmet's interior. The focus is on the chin strap and its buckle. The buckle is black with a prominent red tab. The word "PULL" is embossed on the buckle. The helmet's interior padding is visible, and the lighting creates strong highlights and shadows, emphasizing the textures and curves of the equipment.

**HOOK**

## Maximum security - even at high loads

The HOOK product family is designed for fastening applications which are subject to particularly high loads, such as the HOOK 25 alu motorbike for motorcycle helmets. The conjunction of fibre-glass reinforced materials with an aluminium hook (may vary) allow the HOOK to withstand tensile forces of up to 200 kg. This ensures that the fastener will not disengage unintentionally – even under extreme loads. Variants are available for applications with lower tensile forces, as well as slimmer versions for watch or bag fasteners, depending on the implementation of the fastener on the product. The HOOK family represents a unique paten-

ted product family and principle. The fastener is engaged by moving the male part (upper part), with the (metal) buckle, towards the female part (bottom part). Once in position, both elements attract each other and lock magnetically, securely engaging in the grooving. Opening the fastener is just as effortless – even with gloves: simply tilt it forwards or pull the strap on the HOOK 25 alu motorbike. The HOOK product family holds fasteners for strap widths of 15 to 40 mm and ranges from significantly light and slim models to the HOOK 25 alu motorbike and the HOOK 25 reverse, a fastener which can be flexibly engaged on either side.

### Patents:

The base of our HOOK fasteners is a functionality which uniquely combines strong, secure hold at high loads and ease of use for the customer. This allows us to create different innovative fasteners for diverse applications, such as our revolutionary motorbike helmet buckle (HOOK 25 alu motorbike). Therefore, the products of the HOOK family are protected by at least one of the following patents:

AU2013389284, CA2909680, CN105228480, JP6286534, KR102036206, RU2637895, US10212993, EP2825075 (DE, ES, FR, GB, IT), EP3039983 (DE, FR, GB), EP3157370 (DE, FR, GB), US10617179, EP3192388 (DE, FR, GB)

You can find detailed and updated information on [fidlock.com](http://fidlock.com).



## HOOK 15 helmet buckle

Article Number: 01202-000042(BLK)



The HOOK 15 helmet buckle is designed for helmets that need smaller, yet resilient buckles. The fitted shape of the female part (bottom part) and the rounded male part (upper part) generate compact overall dimensions. To open the fastener, simply tilt the top part upwards with two fingers.

### Technical Data

Strap width	15,0 mm	Length	45,8 mm
Dimensions (W x L x H)	23 x 32,2 x 11,9 mm	D-Ring	short 18,6 mm

**Note:** The moving bar on the D-ring enables adjustment of the strap and is available in different lengths. Not suitable for the safety-related use on motorcycle helmets.

### Material / Colour

Material male	stainless steel D-ring PA66-GF body, PA6 glide bar	Weight	10,00 g
---------------	---	--------	---------

### Other Features

Material female	PA66/6	Static Breaking Load	50,00 kg
-----------------	--------	----------------------	----------

Colour	black	Opening	lift
--------	-------	---------	------

## HOOK 15 helmet buckle long D-ring

Article Number: 01215-000022(BLK)



The HOOK 15 helmet buckle is designed for helmets that need smaller, yet resilient buckles. The long D-ring enables adjustment of the strap. The fitted shape of the female bottom part and the rounded male upper part generate compact overall dimensions. To open the fastener, simply tilt the top part upwards with two fingers.

### Technical Data

Strap width	15,0 mm	Length	54,2 mm
Dimensions (W x L x H)	23 x 32,2 x 11,9 mm	D-Ring	long 27,0 mm

**Note:** D-ring available in different lengths. Not suitable for the safety-related use on motorcycle helmets.

### Material / Colour

Material male	stainless steel D-ring PA66-GF body, PA6 glide bar	Weight	10,00 g
---------------	---	--------	---------

### Other Features

Material female	PA 66/6	Static Breaking Load	50,00 kg
-----------------	---------	----------------------	----------

Colour	black	Opening	pull
--------	-------	---------	------

## HOOK 15 helmet buckle pull tab

Article Number: 01239-000062(BLK)



The HOOK 15 helmet buckle pull tab has the same features as the HOOK 15 helmet buckle long D-ring, allowing for easy adjustment and quick handling of the fastener. However, the additional pull tab facilitates even easier opening.

### Technical Data

Strap width	15,0 mm	Length	45,8 mm
Dimensions (W x L x H)	23 x 32,2 x 11,9 mm	D-Ring	short 18,6 mm

**Note:** Pull tab is included in the scope of delivery. D-ring available in different lengths. Not suitable for the use safety-related on motorcycle helmets.

### Material / Colour

Material male	stainless steel D-ring PA66-GF body, PA6 glide bar	Weight	10,60 g
---------------	---	--------	---------

### Other Features

Material female	PA66/6	Static Breaking Load	50,00 kg
-----------------	--------	----------------------	----------

Colour	black	Opening	pull
--------	-------	---------	------

## HOOK 15 FW sewable

Article Number: 01266-000002 (BLK)



This version of the HOOK 15 is distinguishable by its sewing strip, enabling easy attachment directly into or onto the material. Featuring a pull tab and a D-ring and depending on the implementation of the fastener on the product, it suits many application options – although it was designed specifically for the use on footwear.

### Technical Data

Strap width	15,0 mm	Length	45,8 mm
Dimensions (W x L x H)	27,8 x 45,9 x 12,4 mm		

**Note:** Pull tab is included in the scope of delivery. Not suitable for safety-related applications.

### Material / Colour

Material male	stainless steel D-ring PA66-GF body, PA6 glide bar	Weight	9,50 g
---------------	---	--------	--------

### Other Features

Material female	PA6	Static Breaking Load	n.A
-----------------	-----	----------------------	-----

Colour	black	Opening	pull
--------	-------	---------	------

## HOOK 20 helmet buckle

Article Number: 01208-000162 (BLK)



The HOOK 20 helmet buckle is based on the proven technology of the motorbike helmet fastener HOOK 25 alu motorbike. This slightly smaller version for 20 mm wide straps is ideally suited for the application on a bicycle helmet and other sports helmets.

### Technical Data

Strap width	20,0 mm	Length	57,8 mm
Dimensions (W x L x H)	28 x 44,3 x 14 mm		

**Note:** Pull tab is included in the scope of delivery. Not suitable for the safety-related use on motorcycle helmets.

### Material / Colour

Material male	stainless steel, PA6	Weight	9,82 g
---------------	----------------------	--------	--------

### Other Features

Material female	PA6	Static Breaking Load	50,00 kg
-----------------	-----	----------------------	----------

Colour	black	Opening	pull
--------	-------	---------	------

## HOOK 25 alu motorbike

Article Number: 01259-000003 (BLK)



The HOOK 25 alu motorbike is revolutionising the conventional motorcycle helmet buckle: practical operation with one hand, thanks to the self-locking mechanism and easy opening, paired with a static breaking load of 200 kg. This ensures added safety and convenience.

### Technical Data

Strap width	25,0 mm	Length	50,3 mm
Dimensions (W x L x H)	34 x 34 x 12,1 mm		

**Note:** The moving bar on the D-ring enables adjustment of the strap. Pull tab included in the scope of delivery. Suitable for the use on motorcycle helmets. Fulfills standards ECE-R22 and DOT.

### Material / Colour

Material male	stainless steel D-ring PA6 body, alu glide bar	Weight	21,24 g
---------------	---	--------	---------

### Other Features

Material female	aluminium	Static Breaking Load	200,00 kg
-----------------	-----------	----------------------	-----------

Colour	black	Opening	lift
--------	-------	---------	------

## HOOK 25 plastic

Article Number: 01249-000002(BLK)



This fastener combines the appearance of the HOOK 25 alu motorbike with a different material. The purpose of the HOOK 25 plastic is generating the same optics for users – at a fraction of the price. Therefore, using PA6 instead of aluminium, the static breaking load isn't as high.

### Technical Data

Strap width	25,0 mm	Length	50,3 mm
Dimensions (W x L x H)	34 x 34 x 12,1 mm		

**Note:** The moving bar on the D-ring enables adjustment of the strap. Pull tab included. Not suitable for safety-related applications.

### Material / Colour

Material male	stainless steel D-ring PA6 body
---------------	------------------------------------

### Other Features

Weight	13,20 g
--------	---------

Material female	PA66-GF
-----------------	---------


Static Breaking Load	30,00 kg
----------------------	----------

Colour	black
--------	-------

Opening	lift
---------	------

## HOOK 20 sternum strap

Article Number: 01256-000002(BLK)



Suitable for 20 mm wide straps, this version of the HOOK fasteners offers similar features as the SNAP buckle piping. Designed for chest straps, it can be fixed to shoulder straps with piping.

### Technical Data

Strap width	20,0 mm
Dimensions (W x L x H)	33,2 x 56,9 x 15,46 mm

**Note:** Not suitable for safety-related applications. Pull tab included.

### Material / Colour

Material male	PA6
---------------	-----

### Other Features

Weight	16,80 g
--------	---------

Material female	PA66-GF
-----------------	---------

Static Breaking Load	n.a
----------------------	-----

Colour	black
--------	-------

Opening	lift
---------	------

## HOOK 25 rivet

Article Number: 01260-000012(BLK)



The HOOK 25 rivet is tightly fitted to products with rivets. Therefore, it is ideally suited for attaching panniers, securing tarps (e.g. on boats) or as a fastener on bags, depending on the implementation of the fastener on the product.

### Technical Data

Strap width	25,0 mm	Length	40,0 mm
Dimensions (W x L x H)	47 x 30 x 11,6 mm		

**Note:** The moving bar on the D-ring enables adjustment of the strap. Pull tab included. Not suitable for safety-related applications. Rivets not included in the scope of delivery.

### Material / Colour

Material male	stainless steel D-ring PA6 body
---------------	------------------------------------

### Other Features

Weight	16,89 g
--------	---------

Material female	PA66-GF
-----------------	---------

Static Breaking Load	50,00 kg
----------------------	----------

Colour	black
--------	-------

Opening	pull
---------	------

Fitting	4 rivets (d=5mm) rivet head (d=10mm), strap
---------	--

## HOOK 40 alu

Article Number: 01218-000002(ALB)



The HOOK alu 40 was designed for high loads and straps with a width of up to 40 mm. As a result, it is the ideal solution for bags with wide straps or even as a belt buckle, depending on the implementation of the fastener on the product. It is perfectly suited for individual, laser-engraved or pad-printed logos.

### Technical Data

Strap width	40,0 mm	Length	51,0 mm
Dimensions (W x L x H)	50 x 34 x 12,1 mm	Opening	pull

**Note:** Pull tab is included in the scope of delivery. Not suitable for safety-related applications.

### Material / Colour

Material male	stainless steel D-ring aluminium glide bar, body PA6	Material female	aluminium
---------------	---	-----------------	-----------

### Other Features

Static Breaking Load (with glide bar)	100,00 kg	Colour	black
Static Breaking Load (without glide bar)	200,00 kg	Weight	32,00 g

## HOOK 40 adjuster ortho

Article Number: 01219-000002(BLK)



This version of the HOOK 40 adjuster offers three different slots for webbing and a D-ring. Depending on the implementation, this fastener can be adjustable on the strap and offers many application possibilities, e.g. bags or products featuring many straps.

### Technical Data

Strap width	40,0 mm	Length	35,5 mm
Dimensions (W x L x H)	63,3 x 35,5 x 12,1 mm		

**Note:** Pull tab is included in the scope of delivery. Not suitable for safety-related applications.

### Material / Colour

Material	stainless steel D-ring PA66-GF body, PA6	Weight	28,00 g
----------	---	--------	---------

### Other Features

Colour	black	Static Breaking Load	50,00 kg
		Opening	pull

## HOOK 40 adjuster

Article Number: 01251-000202(BLK)



Designed for wide straps of up to 40 mm, the HOOK 40 adjuster allows single-handed adjustment of the straps and is ideally suited for individual, laser-engraved or pad-printed logos. Using the respective slits, a pull tab is inserted for quick and easy operation.

### Technical Data

Strap width	40,0 mm	Length	50,0 mm
Dimensions (W x L x H)	48,0 x 44,0 x 13,6 mm		

**Note:** Due to current design changes, the picture may slightly differ from the product. The modular injection molding tool allows the fastening geometry to be individually adjusted. Red pull tab is included in the scope of delivery. Not suitable for safety-related applications.

### Material / Colour

Material male	stainless steel D-Ring, PA66-GF body, Alu glide bar	Weight	34,68 g
---------------	--	--------	---------

### Other Features

Material female	PA66-GF	Static Breaking Load	40,00 kg
Colour	black	Opening	pull

## HOOK 25 belt LL

Article Number: 01238-000001 (BLK)



The HOOK 25 belt LL is a quick-release solution for heavy loads and strong mechanical force. To prevent accidental opening, the fastener was designed with a special domed shape. It allows the adjustment of straps single-handedly, e.g. on bags.

### Technical Data

Strap width	25,0 mm
Dimensions (W x L x H)	41,4 x 48,4 x 18,2 mm

**Note:** Not suitable for safety-related applications.

### Material / Colour

Material male PA66-GF

Material female PA66-GF

Colour black

### Other Features


Weight 20,10 g

Static Breaking Load 40,00 kg

Opening pull

## HOOK belt 25 x 3

Article Number: 01216-000002 (BLK)



The HOOK belt 25x3 offers the characteristic fastening properties of the HOOK fastener, in triplicate. Three fasteners are combined to one longer version, allowing the attachment of three straps per closure component. Possible applications are, for example, life jackets, tarpaulin connections or bag attachments.

### Technical Data

Dimensions (W x L x H)	43,9 x 149,8 x 4,6 mm
------------------------	-----------------------

**Note:** Not suitable for safety-related applications. Also available in the standard colours disruptive grey (-000002 (DGY)), dark earth (-000002 (DEA)) and military olive (-000002 (MOL)).

### Material / Colour

Material male PA6

Material female PA66-GF

Colour black


### Other Features

Weight 57,60 g

Static Breaking Load 300,00 kg

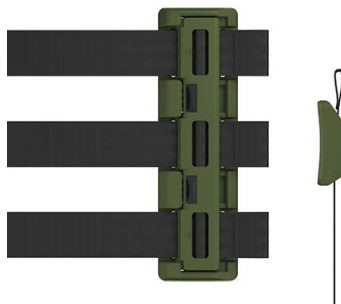
Opening lift

### Other standard colours of the HOOK belt 25 x 3:




Article Number: 01216-000002 (DEA)

Colour dark earth



Article Number: 01216-000002 (MOL)

Colour military olive



Article Number: 01216-000002 (DGY)

Colour disruptive grey

## HOOK 40 belt

Article Number: 01235-000002 (BLK)



As a quick-release solution for heavy loads and strong mechanical force, the domed shape prevents accidental opening of the fastener. This version stands out by the securely fitted male part. Thus, it can be ideal for application on overalls, outdoor equipment and bags, depending on the implementation of the fastener on the product.

### Technical Data

Strap width	40,0 mm
Dimensions (W x L x H)	60 x 51 x 18,4 mm

**Note:** Strap is threaded onto male part and sewn in. Male part is designed for sewing securely and has no adjustable ladderlock geometry. Not suitable for safety-related applications.

### Material / Colour

Material male	PA6
Material female	PA66-GF
Colour	black

### Other Features

Weight	35,50 g
Static Breaking Load	150,00 kg
Opening	pull

## HOOK 40 belt LL

Article Number: 01237-000002 (BLK)



The HOOK 40 belt LL is a quick-release solution for heavy loads and strong mechanical force. It features the same domed shape as the other HOOK belt models, preventing accidental opening of the fastener. This variant of the HOOK belt 40 LL allows adjustment of the straps single-handedly.

### Technical Data

Strap width	40,0 mm
Dimensions (W x L x H)	60,5 x 51,5 x 20,5 mm

**Note:** Not suitable for safety-related applications.

### Material / Colour

Material male	PA6
Material female	PA66-GF
Colour	black

### Other Features

Weight	34,00 g
Static Breaking Load	60,00 kg
Opening	pull

## HOOK 25 reverse

Article Number: 01200-000002 (BLK)



The HOOK reverse stands out through its flexibility: The male (upper) part can be engaged, using either the bottom or the top side. As a result, quick and secure closure of the fastener is guaranteed, even with twisted straps.

### Technical Data

Strap width	25,0 mm	Length	62,3 mm
Dimensions (W x L x H)	33,8 x 44,4 x 12,5 mm		

**Note:** The moving bar on the D-ring enables adjustment of the strap. Not suitable for safety-related applications.

### Material / Colour

Material male	stainless steel D-ring PA66-GF body
Material female	PA66-GF
Colour	black

### Other Features

Weight	13,69 g
Static Breaking Load	40,00 kg
Opening	lift

## HOOK 25 reverse LL

Article Number: 01290-000002(BLK)



The HOOK 25 reverse LL features a glide bar, as well as a partition to thread and adjust the webbing. This fastener can not only be closed on both sides (twisted straps), but it also allows for adjustment of the top and the bottom part.

### Technical Data

Strap width	25,0 mm	Length	64 mm
Dimensions (W x L x H)	36 x 59 x 12,5 mm		

**Note:** The moving bar on the D-ring enables adjustment of the strap. Not suitable for safety-related applications.

### Material / Colour

Material male	stainless steel D-ring PA66-GF body
---------------	--

### Other Features

Weight	14,50 g		
Material female	PA66-GF	Static Breaking Load	40,00 kg
Colour	black	Opening	lift

## HOOK 20 flat

Article Number: 01211-000022(BLK)



The HOOK flat boasts with an extremely low fastener height of 8,3 mm. The integrated magnets and a hook with an incredibly slim profile make the fastener ideal for applications that require flat fasteners, such as sports watches, clothing and other textile products.

### Technical Data

Strap width	20,0 mm	Length	44,7 mm
Dimensions (W x L x H)	26,8 x 43,5 x 10,4 mm		

**Note:** Not suitable for safety-related applications.

### Material / Colour

Material	PA66-GF
----------	---------

### Other Features

Weight	7,36 g		
Colour	black	Static Breaking Load	15,00 kg
		Opening	lift

## HOOK 20 flat sewable

Article Number: 01229-000002(BLK)



As the sewable version of the HOOK 20 flat, this fastener also boasts with an extremely low fastener height of 8,3 mm. Additionally, it incorporates a thin nylon edge, allowing it to be sewn directly into or onto the material. The HOOK 20 flat sewable is perfectly suited for textile products.

### Technical Data

Strap width	20,0 mm	Length	44,7 mm
Dimensions (W x L x H)	26,8 x 43,5 x 10,4 mm		

**Note:** Not suitable for safety-related applications.

### Material / Colour

Material	PA66-GF
----------	---------

### Other Features

Weight	6,84 g		
Colour	black	Static Breaking Load	15,00 kg
		Opening	lift

## HOOK 20 flat adjuster

Article Number: 01228-000002(BLK)



The HOOK flat boasts with an extremely low fastener height of 8,3 mm. The integrated magnets and a hook with an incredibly slim profile make the fastener particularly convenient for textiles. This variant additionally features options of adjustability.

### Technical Data

Strap width	20,0 mm	Length	44,7 mm
Dimensions (W x L x H)	26,8 x 43,5 x 10,4 mm		

**Note:** Not suitable for safety-related applications.

### Material / Colour

Material PA66-GF

Colour black

### Other Features

Weight 7,58 g

Static Breaking Load 15,00 kg

Opening lift

## HOOK 20 rope

Article Number: 01204-000022(BLK)



The HOOK 20 rope offers the characteristic fastening properties of the robust HOOK system. It differs in its combination option with a variably adjustable elastic cord, instead of a belt strap. The adjustability makes this fastener ideal e.g. for backpacks, shoes or sportswear.

### Technical Data

Strap width	20,0 mm	Elastic cord	3,0 mm
Dimensions (W x L x H)	26,8 x 32 x 8,3 mm		

**Note:** Elastic cord is inhibited, depending on cord diameter. Cord/rope is not included in the scope of delivery. Not suitable for safety-related applications.

### Material / Colour

Material PA66-GF

Colour black

### Other Features

Weight 6,48 g

Static Breaking Load n.a.

Opening lift

## HOOK 20 rope sewable

Article Number: 01226-000002(BLK)



The HOOK rope 20 offers the characteristic fastening properties of the HOOK systems with variable adjustability by using a rope. Moreover, it features a thin nylon edge, allowing it to be sewn directly into the material.

### Technical Data

For rope width	3,0 mm
Dimensions (W x L x H)	26,8 x 32,5 x 8,6 mm

**Note:** Elastic cord is inhibited, depending on cord diameter. Cord/rope is not included in the scope of delivery. Not suitable for safety-related applications.

### Material / Colour

Material PA66-GF

Colour black

### Other Features

Weight 6,00 g

Static Breaking Load n.a.

Opening lift



## HOOK 20 rope sewable X3

Article Number: 01241-300002(BLK)



This version of the HOOK rope sewable can be differentiated by its nylon edges on three sides, for more secure fitting to materials. It has the same features as the HOOK 20 rope sewable, making it an ideal solution for textile application areas.

### Technical Data

For rope width	3,0 mm
Dimensions (W x L x H)	42,8 x 32,6 x 8,6 mm

**Note:** Elastic cord is inhibited, depending on cord diameter. Rope/cord is not included in the scope of delivery. Not suitable for safety-related applications.

### Material / Colour

Material	PA66-GF, PA6
Colour	black

### Other Features

Weight	6,50 g
Static Breaking Load	n.a.
Opening	lift

## HOOK 20 rope adjuster

Article Number: 01227-000002(BLK)



The HOOK 20 rope adjuster offers variability in the double. Combining the possibilities of the HOOK 20 rope (adjustable through elastic cord), it also presents an extra bar for easy adjustment on the belt strap. This fastener is ideal for shoes or sportswear, depending on the implementation of the components on the product.

### Technical Data

For rope width	3,0 mm	strap width	20,0 mm
Dimensions (W x L x H)	26,8 x 32 x 8,3 mm		

**Note:** Elastic cord is inhibited, depending on cord diameter. Cord/rope is not included in the scope of delivery. Not suitable for safety-related applications.

### Material / Colour

Material	PA66-GF
Colour	black

### Other Features

Weight	6,7 g
Static Breaking Load	n.a.
Opening	lift

## HOOK 20 tanka sewable X3

Article Number: F1650-000002(BLK)



The HOOK 20 tanka sewable X3 offers great adjustability. Unlike the HOOK 20 rope, the tanka features a button in the centre which inhibits and releases the rope. Therefore, quick and easy adjustment of the rope length is possible. Sewn fitting, fast tightening and simple handling make this fastener ideal for the use on e.g. shoes and textiles.

### Technical Data

For rope width	3,0 mm
Dimensions (W x L x H)	42,8 x 32,4 x 11,6 mm

**Note:** Rope not included in the scope of delivery. Not suitable for safety-related applications. The HOOK 20 tanka sewable X3 features our FIDLOCK logo.

### Material / Colour

Material	PA66-GF, PA6
Colour	black

### Other Features

Weight	8,00 g
Static Breaking Load	n.a.
Opening	lift

## HOOK toggle latch

Article Number: 01291-000001 (BLK)



### Technical Data

Dimensions (W x L x H) 37,44 x 106,4 x 14,60 mm

**Note:** Not suitable for safety-related applications.

### Material / Colour

Material POM

Colour black

### Other Features

Weight 22,80 g

Static Breaking Load 45,00 kg

Opening lift

The HOOK toggle latch was specially developed for applications in the field of orthopaedics. This fastener allows the user to attach and adjust a prosthesis with ease.

A close-up photograph of a V-buckle on an orange webbing strap. The buckle is silver-colored metal with a black plastic frame. The strap is attached to a dark, quilted jacket. The jacket has yellow zippers and a mesh pocket. The text "V-BUCKLE" is overlaid in white, bold, sans-serif font.

**V-BUCKLE**

## Self-securing: the higher the load, the safer the buckle

The V-BUCKLE product family was designed as a closure system for high forces, requiring added security, e.g. on baby carriers. Created with a unique design, it is self-securing: the more load is sustained by the fastener, the harder it is to open. Additionally, this design allows the V-BUCKLE male and female parts to be combined freely, meaning the female split bar component can be used in combination with e.g. the V-BUCKLE male 40. The fastener is opened by simply tilting the flap on top. Due to the attractive force, the magnetic fastener components link

automatically and securely lock, when brought into position. On top of that, the unique design shines with a modern appearance. Regarding the customisation of the buckle, the stainless-steel flap is available in four different finishes and can be individualised by a logo. The buckles in this section are suitable for safety-related applications, rewarding users with a peace of mind and a fastener, tailored to suit their personal needs and wishes. The use on dog collars is only permitted after intensive testing by the customer. Using the V-BUCKLE on dog leashes is excluded.

### Patents:

The V-BUCKLE products have a truly unique combination of features: self-securing functionality, modular design and a high-quality, modern appearance. We are proud of this innovative magnetic buckle, based on our one-of-a-kind FIDLOCK concept. Therefore, the V-BUCKLE products are protected by at least one of the following patents:

CN104853636, EP2833754 (AT, DE, ES, FR, GB, IT), JP6381543, US10143270

You can find detailed and updated information on [fidlock.com](http://fidlock.com).

**V-BUCKLE 25 + pull tab**

Article Number: V-11201-000002(BLK)



The V-BUCKLE was developed for application areas where security is key. To specify, this version is suitable for 25 mm wide straps. The buckle is self-securing: the greater the weight bearing against it, the more force is required to open it. All V-BUCKLE female parts fit all V-BUCKLE male parts.

**Technical Data**

For strap width	25,0 mm
Dimensions (W x L x H)	34 x 72 x 14 mm

**Note:** Available with or without pull tab, hole dimensions: 4 x 2 mm. Suitable for safety-related applications. The use on dog leashes is excluded. The use on dog collars only permitted after intensive testing by the customer.

**Material / Colour**

**Other Features**

Material	PA66-GF, stainless steel	Weight	24,89 g
Colour	black	Static Breaking Load	70,00 kg
Fitting	strap	Opening	lift

**V-BUCKLE 25 black flap + pull tab**

Article Number: V-11401-000002(BLK)



The buckle is self-securing: the greater the weight bearing against it, the more force is required to open it. This version features a black stainless steel flap. As a fastener for situations with safety relevance, the V-buckle is self-securing. It is suitable for 25 mm wide straps. All V-BUCKLE female parts fit all V-BUCKLE male parts.

**Technical Data**

For strap width	25,0 mm
Dimensions (W x L x H)	34 x 72 x 14 mm

**Note:** Available with or without pull tab, hole dimensions: 4 x 2 mm. Suitable for safety-related applications. The use on dog leashes is excluded. The use on dog collars only permitted after intensive testing by the customer.

**Material / Colour**

**Other Features**

Material	PA66-GF, stainless steel	Weight	24,67 g
Colour	black	Static Breaking Load	70,00 kg
Fitting	strap	Opening	lift

**V-BUCKLE 25 split bar + pull tab**

Article Number: V-11202-000002(BLK)



Due to the split bar, this fastener can be retrofitted – even by the end customer. As an ideal premium option, the V-BUCKLE 25 split bar also offers simple retrofitted assembly on the production side. All V-BUCKLE female parts fit all V-BUCKLE male parts.

**Technical Data**

For strap width	25,0 mm
Dimensions (W x L x H)	34 x 72 x 14 mm

**Note:** Available with or without pull tab, hole dimensions: 4 x 2 mm. Not suitable for safety-related applications.

**Material / Colour**

**Other Features**

Material	PA66-GF, stainless steel	Weight	24,58 g
Colour	black	Static Breaking Load	n.a.
Fitting	strap	Opening	lift

### V-BUCKLE 25 split bar black flap + pull tab

Article Number: V-11402-000002(BLK)



Due to the split bar, this fastener can be retrofitted – even by the end customer. This version of the V-BUCKLE split bar was designed with a black stainless steel flap and also offers simple retrofitted assembly on the production side. All V-BUCKLE female parts fit all V-BUCKLE male parts.

#### Technical Data

For strap width 25,0 mm

Dimensions (W x L x H) 34 x 72 x 14 mm

**Note:** Available with or without pull tab, hole dimensions: 4x 2 mm. Not suitable for safety-related applications.

#### Material / Colour

#### Other Features

Material PA66-GF, stainless steel

Weight 24,58 g

Colour black

Static Breaking Load n.a.

Fitting strap

Opening lift

### V-BUCKLE 25 swivel mount + pull tab

Article Number: V-11209-000002(BLK)



The V-BUCKLE swivel mount is based on the design of the regular V-BUCKLE 25 and therefore, needs more force to open the higher the loads are. However, it is attached with webbing on one side of the fastener and with a screw on the other. All V-BUCKLE female parts fit all V-BUCKLE male parts.

#### Technical Data

For strap width 25,0 mm

Dimensions (W x L x H) 34,0 x 73,0 x 14,0 mm

**Note:** Available with or without pull tab, hole dimensions: 4x 2 mm. Suitable for safety-related applications. The use on dog leashes is excluded. The use on dog collars only permitted after intensive testing by the customer.

#### Material / Colour

#### Other Features

Material PA66-GF, stainless steel

Weight 27,00 g

Colour black

Static Breaking Load 70,00 kg

Fitting strap, screw

Opening lift

### V-BUCKLE 25 swivel mount black flap + pull tab

Article Number: V-11409-000002(BLK)



Due to its self-securing features, this buckle needs more force to open, the higher the weight it carries. The V-BUCKLE swivel mount is attached with webbing on one side of the fastener and with a screw on the other. This version features a black stainless steel flap. All V-BUCKLE female parts fit all V-BUCKLE male parts.

#### Technical Data

For strap width 25,0 mm

Dimensions (W x L x H) 34,0 x 73,0 x 14,0 mm

**Note:** Available with or without pull tab, hole dimensions: 4x 2 mm. Suitable for safety-related applications. The use on dog leashes is excluded. The use on dog collars only permitted after intensive testing by the customer.

#### Material / Colour

#### Other Features

Material PA66-GF, stainless steel

Weight 27,00 g

Colour black

Static Breaking Load 70,00 kg

Fitting strap, screw

Opening lift

## V-BUCKLE 40 SB + pull tab

Article Number: V-13208-000002(BLK)



The V-BUCKLE was developed for application areas where security is key: The greater the weight bearing against it, the more force is required to open it. This SB (single bar) version offers fixed attachment on 40 mm wide straps and is not adjustable. All V-BUCKLE female parts fit all V-BUCKLE male parts.

### Technical Data

For strap width	40,0 mm
Dimensions (W x L x H)	49,0 x 80,0 x 13,5 mm

**Note:** Available with or without pull tab, hole dimensions: 4x 2 mm. Suitable for safety-related applications. The use on dog leashes is excluded. The use on dog collars only permitted after intensive testing by the customer.

### Material / Colour

### Other Features

Material	PA66-GF, stainless steel	Weight	26,48 g
Colour	black	Static Breaking Load	70,00 kg
Fitting	strap	Opening	lift

## V-BUCKLE 40 SB black flap + pull tab

Article Number: V-13408-000002(BLK)



The higher the weight it carries, the more force is needed to open this buckle. Combining the single bar option with a black stainless steel flap, the V-BUCKLE 40 SB offers fixed attachment and no adjustability. This buckle is self-securing and suitable for 40 mm wide straps. All V-BUCKLE female parts fit all V-BUCKLE male parts.

### Technical Data

For strap width	40,0 mm
Dimensions (W x L x H)	49,0 x 80,0 x 13,5 mm

**Note:** Available with or without pull tab, hole dimensions: 4x 2 mm. Suitable for safety-related applications. The use on dog leashes is excluded. The use on dog collars only permitted after intensive testing by the customer.

### Material / Colour

### Other Features

Material	PA66-GF, stainless steel	Weight	26,48 g
Colour	black	Static Breaking Load	70,00 kg
Fitting	strap	Opening	lift

## V-BUCKLE 40 LL + pull tab

Article Number: V-12207-000002(BLK)



The V-BUCKLE was developed for application areas with safety relevance: The greater the weight bearing against it, the more force is required to open it. This ladderlock version of the self-securing product family is fully adjustable and designed for 40 mm wide straps. All V-BUCKLE female parts fit all V-BUCKLE male parts.

### Technical Data

For strap width	40,0 mm
Dimensions (W x L x H)	49 x 95,0 x 14,0 mm

**Note:** Available with or without pull tab, hole dimensions: 4x 2 mm. Suitable for safety-related applications. The use on dog leashes is excluded. The use on dog collars only permitted after intensive testing by the customer.

### Material / Colour

### Other Features

Material	PA66-GF, stainless steel	Weight	30,85 g
Colour	black	Static Breaking Load	70,00 kg
Fitting	strap	Opening	lift

**V-BUCKLE 40 LL black flap + pull tab**

Article Number: V-12407-000002(BLK)



Offering full adjustability, this version of the self-securing V-BUCKLE is distinguishable by its black stainless steel flap. The V-BUCKLE 40 LL black flap was developed for safety-related applications, making it self-securing and suitable for 40 mm wide straps. All V-BUCKLE female parts fit all V-BUCKLE male parts.

**Technical Data**

For strap width	40,0 mm
Dimensions (W x Lx H)	49 x 95,0 x 14,0 mm

**Note:** Available with or without pull tab, hole dimensions: 4x 2 mm. Suitable for safety-related applications. The use on dog leashes is excluded. The use on dog collars only permitted after intensive testing by the customer.

Material / Colour		Other Features	
Material	PA66-GF, stainless steel	Weight	30,85 g
Colour	black	Static Breaking Load	70,00 kg
Fitting	strap	Opening	lift

**V-BUCKLE 20 + pull tab**

Article Number: V-14210-000002(BLK)



This slender version of the V-BUCKLE was specifically developed for 20 mm wide straps. However, the equally self-securing 20 female and male parts continue to fit the other V-BUCKLE counterparts.

**Technical Data**

For strap width	20,0 mm
Dimensions (W x Lx H)	34,0 x 74,0 x 14,0 mm

**Note:** Available with or without pull tab, hole dimensions: 4x 2 mm. Not suitable for safety related applications.

Material / Colour		Other Features	
Material	PA66-GF, stainless steel	Weight	25,00 g
Colour	black	Static Breaking Load	70,00 kg
Fitting	strap	Opening	lift

**V-BUCKLE 20 black flap + pull tab**

Article Number: V-14410-000002(BLK)



This slender version of the V-BUCKLE features a black stainless steel flap and was developed for 20 mm wide straps. However, the equally self-securing 20 black flap female and male parts continue to fit the other V-BUCKLE counterparts.

**Technical Data**

For strap width	20,0 mm
Dimensions (W x Lx H)	34,0 x 74,0 x 14,0 mm

**Note:** Available with or without pull tab, hole dimensions: 4x 2 mm. Not suitable for safety related applications.

Material / Colour		Other Features	
Material	PA66-GF, stainless steel	Weight	25,00 g
Colour	black	Static Breaking Load	70,00 kg
Fitting	strap	Opening	lift





**STRIPE**

## A revolution in fastening systems

The FIDLOCK STRIPE products are revolutionary fasteners which were developed especially for textile applications. Small, slim and particularly quiet: a predestined alternative to regular hook-and-loop fasteners. This basic principle evolved into multiple product variants, e.g. for caps or even shoes. Sewn or welded into materials, the STRIPE can be attached to your products almost invisibly. These fasteners may be small - but the impression they make is great.

**Patents:**

Our STRIPE variants are unique magnetic fasteners for textiles. As a great alternative to hook-and-loop fasteners, STRIPEs boast with quiet opening and don't get caught on the fabric. Therefore, products of the STRIPE family are protected by at least one of the following patent applications:


**STRIPE normal and STRIPE flex:** CN108495569, EP3405062, JP2019502493, KR1020180105170, US20190343239

**STRIPE flex only:** CN110785100, DE102017210140, EP3638069, US20180360147

You can find detailed and updated information on [fidlock.com](https://fidlock.com).

## STRIPE X3

Article Number: 01310-000002(BLK)



The STRIPE X3 is a unique system, developed specifically for textiles. Its slim design and versatile attachment make it perfect to use on jacket collars, sleeves, trousers and even shoes.

### Technical Data

Dimensions: (W x L x H) 30,0 x 54,0 x 5,4 mm

**Note:** This fastener can be sewn behind or on top of materials. It can also be glued or welded, depending on the material. Not suitable for safety-related applications.

### Material / Colour

Material PA6

Colour black

### Other Features

Weight 8,00 g

Static Breaking Load n.a

Opening lift

## STRIPE X3 flex

Article Number: 01312-000002(BLK)



The STRIPE X3 flex is the flexible version of the STRIPE X3. This fastener, which is made from soft TPU, can be used for all the same textile applications as the regular STRIPE X3. Easily bending to fit any curve, this version comes with a great bonus.

### Technical Data

Dimensions: (W x L x H) 30,0 x 54,0 x 5,4 mm

**Note:** This fastener can be sewn behind or on top of materials. It can also be glued or welded, depending on the material. Not suitable for safety-related applications.

### Material / Colour

Material TPU

Colour black

### Other Features

Weight 8,00 g

Static Breaking Load n.a

Opening lift

## STRIPE slim X5

Article Number: F1341-000001(BLK)



The STRIPE slim X5 is a slimmer version of the STRIPE X3. It additionally offers more levels for adjustment, making it ideal for caps, trousers, jackets or collars.

### Technical Data

Dimensions: (W x L x H) 101,0 x 135,0 x 6,7 mm

**Note:** This fastener can be sewn behind or on top of materials. It can also be glued or welded, depending on the material. Not suitable for safety-related applications.

### Material / Colour

Material PA6

Colour black

### Other Features

Weight 12,68 g

Static Breaking Load n.a

Opening lift

## STRIPE X5 flex

Article Number: F1343-000002(BLK)



New!

The STRIPE X5 flex is a flexible version of the STRIPE fasteners. Compared to the STRIPE X3 flex, it additionally offers more levels for adjustment, making it ideal for caps, trousers, jackets or collars. Being able to adapt to curves, this fastener offers great possibilities.

### Technical Data

Dimensions: (W x L x H) 30,3 x 76,5 x 5,4 mm

**Note:** This fastener can be sewn behind or on top of materials. It can also be glued or welded, depending on the material. Not suitable for safety-related applications.

### Material / Colour

Material TPU

Colour black

### Other Features

Weight 11,70 g

Static Breaking Load n.a

Opening lift

## STRIPE FW SB 20

Article Number: 01370-000002(BLK)



This fastener stands out through its mode of attachment: while the male part is sewn or welded onto or into the material, the female part is fixed to webbing. The STRIPE FW SB 20 is the ideal fastener for shoes.

### Technical Data

Dimensions: (W x L x H) 30,9 x 31,2 x 8,0 mm

**Note:** The male part of this fastener can be sewn behind or on top of materials, it can also be glued or welded, depending on the material. Not suitable for safety-related applications.

### Material / Colour

Material PA6

Colour black

### Other Features

Weight 6,96 g

Static Breaking Load n.a

Opening lift

## STRIPE FW DR 20

Article Number: 01371-000002(BLK)



This variant of the STRIPE product family is very similar to the STRIPE FW SB 20. It is distinguishable by the additional D-ring on the female part, allowing adjustment of the fastener on the webbing. The male part can be sewn or welded onto or into materials. This fastener is ideal for shoes.

### Technical Data

Dimensions: (W x L x H) 44,0 x 31,2 x 8,0 mm

**Note:** The male part of this fastener can be sewn behind or on top of materials. It can also be glued or welded, depending on the material. Not suitable for safety-related applications.

### Material / Colour

Material PA6, stainless steel

Colour black

### Other Features

Weight 9,10 g

Static Breaking Load n.a

Opening lift

## STRIPE X1 underlay

Article Number: 01362-000001 (BLK)



This smaller version of the classic STRIPE X3 fastener only has one level of adjustment. It was designed to be sewn under the material.

### Technical Data

Dimensions: (W x L x H) 30,0 x 35,0 x 7,5 mm

**Note:** This STRIPE is designed to be sewn under material. Not suitable for safety-related applications.

### Material / Colour

Material PA6

Colour black

### Other Features

Weight 6,40 g

Static Breaking Load n.a

Opening lift

## STRIPE X1 overlay

Article Number: 01363-000001 (BLK)



This smaller version of the classic STRIPE X3 fastener only has one level of adjustment. It was designed to be sewn onto instead of into material.

### Technical Data

Dimensions: (W x L x H) 30,0 x 32,3 x 5,8 mm

**Note:** This STRIPE is designed to be sewn onto material. Not suitable for safety-related applications.

### Material / Colour

Material PA6

Colour black

### Other Features

Weight 6,00 g

Static Breaking Load n.a

Opening lift



**SPECIALS**

## Special fasteners for special applications

FIDLOCK SPECIALS are fastening solutions which provide new opportunities due to their unique properties. A great example is the revolutionary 3-point lock – the first magnetic-mechanical fastener that can serve as an easy-to-use strap system in baby buggies. Offering potential for customisation, these fasteners can meet individual requirements. Therefore, product designers have a range of innovative fasteners at their disposal. If applied correctly, these fasteners can create highly premium products with added value.

### Patents:

Our SPECIALS product family comprises diverse fasteners which all have features uniquely adapted their purpose and possible application areas. Be it a 3-point lock e.g. for buggies, or the WINCH fasteners that combine ratchet and fastener into one product – they all are examples for innovative product design. Therefore, products of the SPECIALS family are protected by at least one of the following patents or patent applications:

**3-point / 5-point lock single action:** US8794682, AU2007272165, CA2681141, CN101646362, EP2040572 (AT, DE, FR, GB, IT, NL), HK1140388, IN309795, JP5060554, KR101130654, RU2415623, US8430434, EP2436280 (AT, CH, DE, ES, FR, GB, IT, NL, PL, TR), CN101925313, EP2252176 (AT, DE, FR, GB), US8353544, VN10019341, CN103957739, EP2782468 (AT, DE, FR, GB, IT), US9555935

**3-point / 5-point lock double action:** CN104116273, CN102481035, EP2470041 (DE, FR, GB), US10626636, US9572410, US8794682, AU2007272165, CA2681141, CN101646362, EP2040572 (AT, DE, FR, GB, IT, NL), HK1140388, IN309795, JP5060554, KR101130654, RU2415623, US8430434, EP2436280 (AT, CH, DE, ES, FR, GB, IT, NL, PL, TR), CN101925313, EP2252176 (AT, DE, FR, GB), US8353544, VN10019341, CN103957739, EP2782468 (AT, DE, FR, GB, IT), US9555935

**SNAP buckle flat 40 reed switch:** US8794682, AU2007272165, CA2681141, CN101646362, EP2040572 (AT, DE, FR, GB, IT, NL), HK1140388, IN309795, JP5060554, KR101130654, RU2415623, US8430434, EP2436280 (AT, CH, DE, ES, FR, GB, IT, NL, PL, TR)

**SNAP stackable:** Applied for patent, still undisclosed

**WINCH – patent applications:** BR112019016738, CN110381768, DE102018201019, EP3589153, JP2020508766, KR1020190121834, US2020069002, CN110352021, DE102018201021, EP3506782

You can find detailed and updated information on [fidlock.com](http://fidlock.com).

## 3-point lock single action

Article Number: 05170-000012 (BLK)



The 3-point lock single action is the first 3-point lock with one-handed operation. It can be easily opened through lateral sliding and closes automatically, thanks to the magnets. This is an ideal option for buggies, bike seats, highchairs etc., depending on the implementation of the fastener on the product.

### Technical Data

For strap width 25,0 & 40,0 mm

Dimensions (W x L x H) 63,8 x 82,6 x 11,3 mm

**Note:** 1 x 40,0 mm strap, 2 x 20,0 or 25,0 mm strap. Not suitable for the safety-related use on childrens car seats. Does not meet Group 0 or 1 standards for child car seats.

### Material / Colour

Material PC-ABS, PA66-GF

Colour black

### Other Features

Weight 50,13 g

Static Breaking Load 40,00 kg

Opening slide

## 3-point lock double action

Article Number: 05171-000012 (BLK)



The double action variant of the 3-point lock fulfils the safety standards for buggies and bicycle seats of the USA and Europe. To open the system, one must first push down to disengage the mechanism and then slide laterally.

### Technical Data

For strap width 25,0 & 40,0 mm

Dimensions (W x L x H) 63,8 x 82,6 x 11,3 mm

**Note:** 1 x 40,0 mm strap, 2 x 20,0 or 25,0 mm strap. Not suitable for the safety-related use on childrens car seats. Does not meet Group 0 or 1 standards for child car seats.

### Material / Colour

Material PC-ABS, PA66-GF

Colour black

### Other Features

Weight 50,25 g

Static Breaking Load 40,00 kg

Opening push & slide

## 5-point lock single action

Article Number: 05175-000002 (BLK)



The 5-point lock single action offers flexible application possibilities, depending on the implementation of the fastener on the product, e.g. on child carriers or bicycle trailers. The male parts of the shoulder and waist straps can be opened and closed together, or separately.

### Technical Data

For strap width 25,0 mm & 40,0 mm

Dimensions female part (W x L x H) 94 x 100 x 17 mm

**Note:** 1 x 40,0 mm strap, 2 x 20,0 or 25,0 mm straps. The male parts for the shoulder straps and hip straps can be opened separately. Not suitable for the safety-related use on childrens car seats. Does not meet Group 0 or 1 standards for child car seats.

### Material / Colour

Material PC-ABS, PA66-GF, PA6

Colour black

### Other Features

Weight 60,00 g

Static Breaking Load 40,00 kg

Opening slide



## 5-point lock double action

Article Number: 05176-000002 (BLK)



The double action variant of the 5-point lock fulfils the safety standards for buggies and bicycle seats of the USA and Europe. To open the system, one must first push down to disengage the mechanism and then slide laterally. The male parts of the shoulder and waist straps can be opened and closed together, or separately.

### Technical Data

For strap width	25,0 mm & 40,0 mm
Dimensions female part (W x L x H)	94 x 100 x 17 mm

**Note:** 1 x 40,0 mm strap, 2 x 20,0 or 25,0 mm straps. The male parts for the shoulder straps and hip straps can be opened separately. Not suitable for the safety-related use on childrens car seats. Does not meet Group 0 or 1 standards for child car seats.

### Material / Colour

Material	PC-ABS, PA66-GF, PA6
Colour	black

### Other Features

Weight	60,00 g
Static Breaking Load	40,00 kg
Opening	push & slide

## WINCH momentum

Article Number: F1500-R00002 (BLK)



The WINCH momentum combines the properties of a ratchet and a fastener. Depending on the width of the laces, one or multiple laces can be used simultaneously. Although primarily designed for shoes, it can be opened completely and, therefore, offers more application areas such as tightening a helmet to a backpack or on prostheses and orthoses.

### Technical Data

Diameter	32,8 mm	Total Height	16,8 mm
----------	---------	--------------	---------

**Note:** Also available as a left turning version (F1500-L00002 (BLK)). Parts are available separately. Not suitable for safety related applications. WINCH fasteners feature our FIDLOCK logo.

### Material / Colour

Material	PA6, PA6 GF15
Colour	black

### Other Features

Weight	12,9 g		
Static Breaking Load	20,0 kg		
Rope diameter	1,2 - 2,75 mm	Opening	turn

## WINCH elegance

Article Number: F1510-R00002 (BLK)



The WINCH elegance combines the properties of a ratchet and a fastener and features an additional pull-tab with a soft-touch surface for easy handling. Depending on the width of the laces, one or multiple laces can be used simultaneously. Although primarily designed for shoes, it can be opened completely and, therefore, offers more application areas such as tightening a helmet to a backpack or on prostheses and orthoses.

### Technical Data

Diameter	34,0 mm	Total Height	16,8 mm
----------	---------	--------------	---------

**Note:** Also available as a left turning version (F1510-L00002 (BLK)). Parts are available separately. Not suitable for safety related applications. WINCH fasteners feature our FIDLOCK logo.

### Material / Colour

Material	PA6, PA6GF15, TPU
Colour	black


### Other Features

Weight	13,5 g		
Static Breaking Load	20,0 kg		
Rope diameter	1,2 - 2,75 mm	Opening	turn

**SNAP stackable S**

Article Number: 09210-000001 (BLK)

S M L



The SNAP stackable S serves as its own counterpart and can be stacked on top of each other, almost infinitely. When the force on the fastener exceeds its capacity, the fastener will open without breaking. Its features and the double-sided fastening properties are ideal for children's products, such as bibs or reversible jackets. It comes in three sizes (S, M, L).

**Technical Data**

Diameter	28,0 mm	Total Height	5,2 mm
----------	---------	--------------	--------

**Note:** Connect both parts by pressing, must be stiched to material. Not suitable for safety related applications. Two SNAP stackables need to be combined for one fastener.

**Material / Colour**

Material	PP	Weight	1,5 g
----------	----	--------	-------


Colour	black	Static Breaking Load	n.a
--------	-------	----------------------	-----

Opening	lift
---------	------

**SNAP stackable M**

Article Number: 09211-000001 (BLK)

S M L



The SNAP stackable M serves as its own counterpart and can be stacked on top of each other, almost infinitely. When the force on the fastener exceeds its capacity, the fastener will open without breaking. Its features and the double-sided fastening properties are ideal for children's products, such as bibs or reversible jackets. It comes in three sizes (S, M, L).

**Technical Data**

Diameter	31,0 mm	Total Height	5,2 mm
----------	---------	--------------	--------

**Note:** Connect both parts by pressing, must be stiched to material. Not suitable for safety related applications. Two SNAP stackables need to be combined for one fastener.

**Material / Colour**

Material	PP	Weight	2,5 g
----------	----	--------	-------


Colour	black	Static Breaking Load	n.a
--------	-------	----------------------	-----

Opening	lift
---------	------

**SNAP stackable L**

Article Number: 09212-000001 (BLK)

S M L



The SNAP stackable L serves as its own counterpart and can be stacked on top of each other, almost infinitely. When the force on the fastener exceeds its capacity, the fastener will open without breaking. Its features and the double-sided fastening properties are ideal for children's products, such as bibs or reversible jackets. It comes in three sizes (S, M, L).

**Technical Data**

Diameter	36,0 mm	Total Height	5,3 mm
----------	---------	--------------	--------

**Note:** Connect both parts by pressing, must be stiched to material. Not suitable for safety related applications. Two SNAP stackables need to be combined for one fastener.

**Material / Colour**

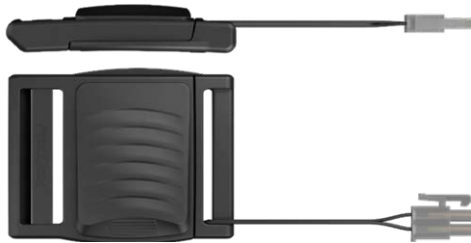
Material	PP	Weight	4,0 g
----------	----	--------	-------

Colour	black	Static Breaking Load	n.a
--------	-------	----------------------	-----

Opening	lift
---------	------

**SNAP buckle flat 40 reed switch**

Article Number: 08027-000011 (BLK)



**Technical Data**

For strap width	40 mm	Ladderlock	one-sided
Dimensions (W x L x H)	48,4 x 74,0 x 14 mm	Cable length	300,00 mm

**Note:** The plug is a Molex 39-01-2020. By opening the buckle you close the circuit, by closing it you deactivate the circuit. No logo print possible. Not suitable for safety-related applications.

**Material / Colour**

Material PA66-GF

Colour black

**Other Features**

Weight 25,44 g

Static Breaking Load 40,00 kg

Opening lateral slide

This buckle has an integrated reed switch which allows you to activate and deactivate the circuit within. Therefore, this fastener is ideally suited as a component for anti-theft devices or to activate and deactivate electronic components on the application, depending on the implementation of the fastener on the product.



**BIKE**

## Fastening systems developed by cyclists for cyclists

FIDLOCK offers many different, sophisticated fastening solutions for the field of cycling. Whether it be to attach a bottle, a small pouch and a phone to your bike, or even to fix a helmet to your backpack – you name it, FIDLOCK has a fastener for you! This category features all the products FIDLOCK has developed for the modern-day cyclist.

### Patents:

Our FIDLOCK concept offers great possibilities, not only for buckles and fasteners but can be an innovative base for quick and easy mounting and attaching systems. Especially cyclists can profit from quick and easy one-handed use, offering a free hand to stay on track. Therefore, products of our BIKE family are protected by at least one of the following patents or patent applications:

**TWIST bottle connector:** US8794682, AU2007272165, CA2681141, CN101646362, EP2040572 (AT, DE, FR, GB, IT, NL), HK1140388, IN309795, JP5060554, KR101130654, RU2415623, US8430434, EP2436280 (AT, CH, DE, ES, FR, GB, IT, NL, PL, TR), CN101925313, EP2252176 (AT, DE, FR, GB), US8353544, VN10019341, US10703429, BR112019003571, CA3036615, CN109641629, DE102016216422, EP3507176, JP2019526497, KR1020190040347

**TWIST uni connector / tex connector:** US8794682, AU2007272165, CA2681141, CN101646362, EP2040572 (AT, DE, FR, GB, IT, NL), HK1140388, IN309795, JP5060554, KR101130654, RU2415623, US8430434, EP2436280 (AT, CH, DE, ES, FR, GB, IT, NL, PL, TR), CN101925313, EP2252176 (AT, DE, FR, GB), US8353544, VN10019341

**TWIST base:** US8794682, AU2007272165, CA2681141, CN101646362, EP2040572 (AT, DE, FR, GB, IT, NL), HK1140388, IN309795, JP5060554, KR101130654, RU2415623, US8430434, EP2436280 (AT, CH, DE, ES, FR, GB, IT, NL, PL, TR), CN101925313, EP2252176 (AT, DE, FR, GB), US8353544, VN10019341, US10703429, BR112019003571, CA3036615, CN109641629, DE102016216422, EP3507176, JP2019526497, KR1020190040347

**SNAP push L saddle adapter:** US8794682, AU2007272165, CA2681141, CN101646362, EP2040572 (AT, DE, FR, GB, IT, NL), HK1140388, IN309795, JP5060554, KR101130654, RU2415623, US8430434, EP2436280 (AT, CH, DE, ES, FR, GB, IT, NL, PL, TR), CN101925313, EP2252176 (AT, DE, FR, GB), US8353544, VN10019341, CN103957739, EP2782468 (AT, DE, FR, GB, IT), US9555935, DE202014010491U1

**screw bike adapter:** CN105378302, EP3019757 (AT, DE, ES, FR, GB, IT), JP6546916, US10383409, EP3135980 (DE, ES, FR, GB, IT), US10179548

You can find detailed and updated information on [fidlock.com](http://fidlock.com).

**screw bike adapter**

Article Number: 09180-000001 (BLK)



The screw bike adapter is the reliable fastening system to securely attach accessories to a bike while being able to access them easily. Whether it is a navigation system, a smartphone, an action cam or a GPS tracker: this system has a tight grip on the handlebar or the middle bar.

**Technical Data**

Tube Diameter	22,0 - 26,0 mm
Dimensions (W x L x H)	49 x 45,8 x 20 mm

**Material / Colour**

Material	POM, PA6, stainless steel
----------	---------------------------

Colour	black
--------	-------

**Other Features**

Weight	46,00 g
--------	---------

Static Breaking Load	45,00 kg
----------------------	----------

Opening	turn
---------	------

**SNAP push L saddle adapter**

Article Number: 09170-000002



This fastening system is ideally suited to attach a saddlebag or other bike accessories firmly under the saddle. The quick-release solution offers easy access, yet securely fixing them to the bike. The fastener can be opened with one simple "push".

**Technical Data**

Dimensions (W x L x H)	58,4 x 89,5 x 17,3 mm
------------------------	-----------------------

**Note:** Fits all standard saddle guide rails.

**Material / Colour**

Material	POM, PA66-GF, stainless steel
----------	-------------------------------

Colour	black
--------	-------

**Other Features**

Weight	47,80 g
--------	---------

Static Breaking Load	40,00 kg
----------------------	----------

Opening	push
---------	------

**TWIST tex base**

Article Number: 09605-000001 (BLK)



The TWIST tex base is used in combination with a TWIST connector and ideally suited to attach pouches and/or bags to webbing, PALS straps (molle system) or backpacks.

**Technical Data**

Dimensions (W x L x H)	32 x 112 x 11,3 mm
------------------------	--------------------

**Note:** The TWIST tex base needs to be combined with a female part (TWIST tex connector, uni connector).

**Material / Colour**

Material	PA66-GF
----------	---------

Colour	black
--------	-------

**Other Features**

Weight	29,00 g
--------	---------

Static Breaking Load	n/a
----------------------	-----

Opening	twist
---------	-------

**TWIST uni base**

Article Number: 09620-000002(BLK)



The TWIST uni base is an alternative to the regular bottle TWIST base which doesn't need to be attached by screws. To allow the use on any frame, regardless of whether the frame has holes for a bottle cage, the uni base features rubber cable ties.

**Technical Data**

Dimensions Base (W x L x H) 24,6 x 88,5 x 19,3 mm

Dimensions Cable Ties (W x L) 11,0 x 34,0 mm

**Material / Colour**

Material Base PA66-GF

Material Cable Ties TPU

**Other Features**

Weight 44,00 g

Static Breaking Load n/a

Opening twist

**TWIST tex connector**

Article Number: 09606-000002(BLK)



The TWIST tex connector can be used in combination with a TWIST base to attach pouches and/or bags to a bicycle or another backpack or bag.

**Technical Data**

Dimensions (W x L x H) 36 x 99,5 x 14,9 mm

**Note:** The TWIST tex connector needs to be used in combination with a male part (TWIST tex base, uni base or bike base).

**Material / Colour**

Material PA66-GF

Colour black

**Other Features**

Weight 44,20 g

Static Breaking Load n/a

Opening twist

**TWIST uni connector**

Article Number: 09624-000002(BLK)



The TWIST uni connector can be used in combination with a TWIST base. It can be used flexibly, attaching a bottle or other accessories to a bike.

**Technical Data**

Dimensions (W x L x H) 63,0 x 32,0 x 104,0 mm For diameter 80mm

**Note:** The TWIST uni connector needs a male part (Uni base, tex base or bike base).

**Material / Colour**

Material PA66-GF, stainless steel

Colour black

**Other Features**

Weight 54,00 g

Static Breaking Load n/a

Opening twist

**TWIST belt for bottle**

Article Number: 09619-000002 (BLK)



With the TWIST belt only, FIDLOCK makes it possible for interested brands or bottle manufacturers to acquire the necessary TWIST parts (i.e. the TWIST belt only connector, the TWIST belt only belt, as well as the TWIST bike base) with the liberty to design the bottle in a unique and customized way.

**Technical Data**

Dimensions (W x L x H) 68,0 x 81,0 x 208,0 mm

**Note:** Screw not included in scope of delivery. Any use of the belt for TWIST bottle must be approved by FIDLOCK. Only works in combination with the connector for belt (09618).

**Material / Colour**

**Other Features**

Material PA66-GF

Weight 590,00 g

Colour black

Static Breaking Load n/a

**TWIST bottle connector for belt**

Article Number: 09618-000002 (BLK)



With TWIST belt only FIDLOCK makes it possible for interested brands or bottle manufacturers can acquire the necessary TWIST parts, i.e. the TWIST belt only connector, the TWIST belt only belt as well as the TWIST bike base but are free to design the bottle in a unique and customized way.

**Technical Data**

Dimensions (W x L x H) 68,0 x 81,0 x 208,0 mm

**Note:** Screw not included in scope of delivery. Any use of the belt for TWIST bottle must be approved by FIDLOCK. Only works in combination with the belt (09619).

**Material / Colour**

**Other Features**

Material PA66-GF

Weight n.a

Colour black

Static Breaking Load n/a

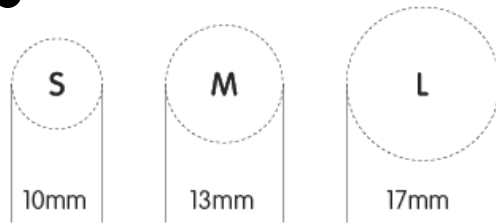
**Note:** The name TWIST must be used on all packaging and promotion materials for TWIST products.



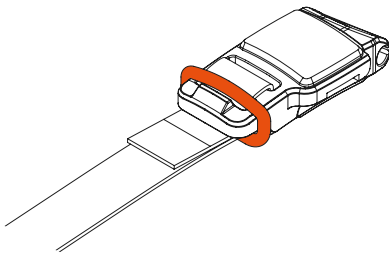
## Notes

### Snap-in mounting foot sizes - FIDLOCK SNAP products

S M L



### SNAP buckle piping - Fixating the webbing with rubber O-ring



### Disclaimer

The manufacturer of the end products in which FIDLOCK fasteners are used, bears the responsibility for thoroughly testing that the FIDLOCK products are suitable for the intended applications. FIDLOCK assumes no responsibility for damage caused by misuse, modification or repairs. All ultimate load specifications in sales catalogues are voluntary, non-binding specifications and cannot replace the test conducted by the end product manufacturer in which the manufacturer tests the adequacy of the FIDLOCK products for their intended application. The load capacities apply to freshly produced, black products. Load capacities may vary depending on age and colour. Unless otherwise specified, the products will be sold in their original colour (black).

### Patents

All product families and the product belonging to them are protected by various patents and patent applications worldwide.

FIDLOCK is a registered trademark. Mistakes, misprints and technical changes reserved. Colours may deviate from the originals due to the printing process.



[www.fidlock.com](http://www.fidlock.com)  
[info@fidlock.com](mailto:info@fidlock.com)

FIDLOCK GmbH  
Kirchhorster Straße 39  
30659 Hannover  
Germany